

Sample Order / Cheat Sheet
S Tile

QUOTE **ORDER**

NAME: _____

PO# _____

ADDRESS: _____

DELIVERY: _____

ROCKY MOUNTAIN®
H A R D W A R E
T I L E C O L L E C T I O N

ORDER DATE: _____

OFFICE PHONE: _____

CONTACT: _____

FAX PHONE: _____

JOB NAME: _____

JOB PHONE: _____

Toll Free 888.788.2013 or 208.788.2013; Fax 208.788.2577
Sales net address rockymountainhardware.biz

2005 04 25

LINE NO.	FUNCTION	METAL	PATINA	LENGTH	DESCRIPTION	LOCATION	QTY.	PRICE QUOTED
1	TILE	B	M	06	B8036		2	32.00
2	TILE	B	R		TT420		8	59.00
3	TILE	B	L		TT519		8	23.00
4	AC	W	D		DC1		3	27.00
5	TILE	W	L	12	B304		2	43.00

FUNCTION

TILE = TILE

METAL

B = Silicon Bronze
W = White Bronze

PATINA

L = Light
M = Medium
D = Dark
R = Rust
BB = Brushed

DOME LINER LENGTH

06 = 6"
12 = 12"

QTY

Number of each desired

PRICE

\$ List price each

DESCRIPTION

ORGANIC

TT201 = 6" x 6" Crab Apple
TT202 = 6" x 6" Honey Locust
TT203 = 6" x 6" Fig
TT204 = 6" x 6" Grape
TT205 = 6" x 6" Plum
TT206 = 6" x 6" Cherry
TT207 = 6" x 6" Pear
TT210 = 4" x 4" River Rocks
TT211 = 3" x 3" River Rocks
TT212 = 2" x 2" River Rocks
TT213 = 1 1/8" x 1 1/8" River Rocks
TT216 = 4" x 4" Pinecone
TT217 = 2" x 2" Pinecone
TT218 = 1 1/8" x 1 1/8" Pinecone
TT220 = 4" x 4" Aspen Leaf
TT221 = 2" x 2" Aspen Leaf-GT
TT230 = 4" x 4" Kailua-GT
TT231 = 1" x 1" Petals
TT240 = 3" x 3" Stone Square
TT241 = 1 1/8" x 1 1/8" Stone Square
TT245 = 3" x 3" Quarter Sun-GT
TT247 = 1" x 1" Sunburst
TT250 = 1" x 1" Bloom
TT800 = 5 3/4" x 13 5/8" Trout Panel

TT801 = 5 3/4" x 13 5/8" Water Panel
TT802 = 3" x 3" Wet Fly, Left
TT803 = 3" x 3" Wet Fly, Right
TT805 = 12" x 32" Dbl Trout Panel

FIELD

TT300 = 6" x 6" Basic
TT304 = 4" x 4" Basic
TT306 = 3" x 3" Basic
TT308 = 2" x 2" Basic
TT310 = 4" x 4" Blush
TT312 = 3" x 3" Blush
TT314 = 2" x 2" Blush
TT320 = 4" x 4" Arched
TT322 = 3" x 3" Arched
TT324 = 2" x 2" Arched

FRAME

TT400 = 4" x 4" Corners-GT
TT404 = 4" x 4" Sides-GT
TT408 = 4" x 4" Rivets
TT412 = 4" x 4" Rivets Beveled
TT416 = 4" x 4" Offset-GT
TT420 = 4" x 4" Sides Beveled-GT
TT422 = 4" x 4" Acanthus-GT
TT424 = 3" x 3" Circuit-GT
TT426 = 3" x 3" Quarter Circles-GT

GEOMETRIC

TT500 = 4" x 4" Circle Pyramid
TT501 = 1 1/8" x 1 1/8" Circle Pyramid
TT505 = 4" x 4" Rivets
TT506 = 3" x 3" Rivets
TT507 = 2" x 2" Rivets
TT510 = 2" x 2" Invert
TT512 = 2" x 2" Stonehenge
TT514 = 4" x 4" Pyramid
TT518 = 1 1/8" x 1 1/8" Pyramid
TT519 = 1 1/8" x 1 1/8" Pillow Top
TT520 = 1 1/8" x 1 1/8" Coffee Bean
TT521 = 4" x 4" Coffee Bean
TT556 = 2" x 2" Waffle-GT
TT558 = 2" x 2" Cross Stitch-GT
TT560 = 2" x 2" Clover-GT
TT562 = 1 1/8" x 1 1/8" Freckle-GT
TT564 = 4" x 4" "X"

CAP1 = 7/8" Standard Cap
CAP3 = 7/8" Dome Cap
CAP6 = 5/8" Standard Cap
CAP8 = 5/8" Dome Cap
DC1 = 1 5/16" x 1 5/16" Large Square Clavos
DC2 = 7/8" x 7/8" Pyramid
DC8 = 2" x 2" Pyramid
IP318 = 2 1/2" x 3 1/8" Stepped
IP415 = 2 1/2" x 2 1/2" Square Beveled
IP417 = 2 5/8" Circle Beveled
IP512 = 2 1/2" x 3 3/8" Curved
IP580 = 2 3/8" x 3 5/16" Maddox

BORDERS

TT600 = 2" x 6" Basic
TT602 = 1" x 6" Basic
TT610 = 2" x 6" Blush
TT612 = 1" x 6" Blush
TT613 = 1/2" x 6" Blush
TT620 = 2" x 6" Arched
TT621 = 2" x 3" Half Arch
TT622 = 1" x 6" Arched
TT630 = 2" x 6" Water
TT632 = 7/8" x 6" Water
TT640 = 2" x 6" Rivets
TT642 = 1" x 6" Rivets
TT644 = 4" x 6" Rivets

TT650 = 2" x 6" River Rocks
TT660 = 1" x 6" Texture
TT662 = 1" x 6" Bordered Dome
TT664 = 1 1/2" x 12" Channel
TT665 = 1 1/2" x 12" Bolt
TT680 = 2" x 6" Wire Weave
TT682 = 1" x 6" Morse Code-GT
B304 = 3/8" x 6" Dome*
B304 = 3/8" x 12" Dome*
B8036 = 9/16" x 6" Dome*
B8036 = 9/16" x 12" Dome*
B242 = 15/16" x 6" Dome*
B242 = 15/16" x 12" Dome*
E220 = 1 3/8" x 11" Metro
E320 = 1 3/8" x 11" Stepped
E496 = 1 3/4" x 13" Rectangular

* Custom lengths available.

GT = Grout-Through

BACKSPLASHES

DB1A = 20 1/2" x 26 1/2", Dots 1"
DB1B = 20 1/2" x 32 1/2", Dots 1"
DB1C = 20 1/2" x 44 1/2", Dots 1"
DB2A = 20 1/2" x 26 1/2", Dots 2"
DB2B = 20 1/2" x 32 1/2", Dots 2"
DB2C = 20 1/2" x 44 1/2", Dots 2"
DB3A = 20 1/2" x 26 1/2", Pixels
DB3B = 20 1/2" x 32 1/2", Pixels
DB3C = 20 1/2" x 44 1/2", Pixels
DB4A = 20 1/2" x 26 1/2", Stacked
DB4B = 20 1/2" x 32 1/2", Stacked
DB4C = 20 1/2" x 44 1/2", Stacked
DB5A = 20 1/2" x 26 1/2", Trax
DB5B = 20 1/2" x 32 1/2", Trax
DB5C = 20 1/2" x 44 1/2", Trax
DB6A = 20 1/2" x 26 1/2", Basic
DB6B = 20 1/2" x 32 1/2", Basic
DB6C = 20 1/2" x 44 1/2", Basic
DB7A = 23" x 23", Grid
DB7B = 23" x 30 1/2", Grid
DB7C = 23" x 45", Grid

Tile by Size List

6" x 6"

- TT201 = Crab Apple
- TT202 = Honey Locust
- TT203 = Fig
- TT204 = Grape
- TT205 = Plum
- TT206 = Cherry
- TT207 = Pear
- TT300 = Basic

4" x 4"

- TT210 = River Rocks
- TT216 = Pinecone
- TT220 = Aspen Leaf
- TT230 = Kailua (GT)
- TT304 = Basic
- TT310 = Blush
- TT320 = Arched
- TT500 = Circle Pyramid
- TT505 = Rivets
- TT514 = Pyramid
- TT521 = Coffee Bean

4" x 4" Frames

- TT400 = Corners (GT)
- TT404 = Sides (GT)
- TT408 = Rivets
- TT412 = Rivets Beveled
- TT416 = Offset (GT)
- TT420 = Sides Beveled (GT)
- TT422 = Acanthus (GT)

3" x 3"

- TT211 = River Rocks
- TT240 = Stone Square
- TT245 = Quarter Sun (GT)
- TT306 = Basic
- TT312 = Blush
- TT322 = Arched
- TT506 = Rivets
- TT802 = Wet Fly, Left
- TT803 = Wet Fly, Right

3" x 3" Frames

- TT424 = Circuit (GT)
- TT426 = Quarter Circles (GT)

2" x 2"

- TT212 = River Rocks
- TT217 = Pinecone
- TT221 = Aspen Leaf (GT)
- TT308 = Basic
- TT314 = Blush
- TT324 = Arched
- TT507 = Rivets
- TT510 = Invert
- TT512 = Stonehenge
- TT556 = Waffle (GT)
- TT558 = Cross Stitch (GT)
- TT560 = Clover (GT)
- DC8 = Pyramid

1" x 1"

- TT231 = Petals
- TT247 = Sunburst
- TT250 = Bloom

1 1/8" x 1 1/8"

- TT213 = River Rocks
- TT218 = Pinecone
- TT241 = Stone Square
- TT501 = Circle Pyramid
- TT518 = Pyramid
- TT519 = Pillow Top
- TT520 = Coffee Bean
- TT562 = Freckle (GT)

Miscellaneous Sizes

- DC1 = Large Square Clavos, 1 5/16" x 1 5/16"
- DC2 = Pyramid, 7/8" x 7/8"
- TT800 = Trout Panel, 5 3/4" x 13 5/8"
- TT801 = Water Panel, 5 3/4" x 13 5/8"
- TT805 = Double Trout Panel, 12" x 32"
- TT564 = "X", 4" x 4"
- CAP1 = Standard Cap, 7/8"
- CAP3 = Dome Cap, 7/8"
- CAP6 = Standard Cap, 5/8"
- CAP8 = Dome Cap, 5/8"
- IP318 = Stepped, 2 1/2" x 3 1/8"
- IP415 = Square Beveled, 2 1/2" x 2 1/2"
- IP417 = Circle Beveled, 2 5/8"
- IP512 = Curved, 2 1/2" x 3 3/8"
- IP580 = Maddox, 2 3/8" x 3 5/16"

Borders

2" x 6"

- TT600 = Basic
- TT610 = Blush
- TT620 = Arched
- TT630 = Water
- TT640 = Rivets
- TT650 = River Rocks
- TT680 = Wire Weave

1" x 6"

- TT602 = Basic
- TT612 = Blush
- TT622 = Arched
- TT642 = Rivets
- TT660 = Texture
- TT662 = Bordered Dome
- TT682 = Morse Code (GT)

Miscellaneous Borders

- TT613 = Blush, 1/2" x 6"
- TT632 = Water, 7/8" x 6"
- B304 = Dome*, 3/8" x 6"
- B304 = Dome*, 3/8" x 12"
- B8036 = Dome*, 9/16" x 6"
- B8036 = Dome*, 9/16" x 12"
- B242 = Dome*, 15/16" x 6"
- B242 = Dome*, 15/16" x 12"
- TT664 = Channel, 1 1/2" x 12"
- TT665 = Bolt, 1 1/2" x 12"
- TT644 = Rivets, 4" x 6"
- TT621 = Half Arch, 2" x 3"
- E496 = Rectangular, 1 3/4" x 13"
- E320 = Stepped, 1 3/8" x 11"
- E220 = Metro, 1 3/8" x 11"

GT = Grout Through Tile

* Custom Lengths Available

About the Tile

Qualities

Each tile is individually made-to-order, handcrafted, and hand-distressed. Combined with the patina process, this manufacturing approach means that no two pieces of Rocky Mountain Hardware's tile are exactly alike.

Base Metals

Rocky Mountain Hardware individually pours each tile using only the highest quality silicon and white bronzes. These two bronzes are distinct in their appearance:

Silicon Bronze contains: copper, silicon, and zinc, and is coppery-gold in color;

White Bronze contains: copper, manganese, nickel, and zinc, and is silver in color

Ordering Custom Designs

Rocky Mountain Hardware specializes in making ideas come to life. From personalized decos or dramatically sculpted wall panels, to corporate logos and large projects, all concepts are welcome. Typically, all custom designs incur both design and/or pattern fees that are determined at the time of client approval.

In order to ensure the accuracy of your design, we request that dimensioned drawings, specifications, and photos (when possible) be sent to Rocky Mountain Hardware. If renderings are unavailable, we will work with the client to develop the concept into drawings. Once these have been reviewed, we will discuss the feasibility of the project and will submit an approximate price and lead-time quotation. Any changes to the project must be made in writing and may incur additional charges.

Rocky Mountain Hardware retains all ownership rights to custom designs and corresponding molds, etc., unless otherwise agreed upon in writing.

If a project is canceled after work has begun, the client will be responsible to pay for time and costs incurred to date.

Please call for additional information regarding custom projects.

General Care and Maintenance

The desirable and inevitable quality of bronze is that it will change with time. There is no cleaner, wax, or polish that can fully stop this process from occurring.

Ideally, the surface should not be treated with a cleaner. If necessary, however, it can be cleaned with mild soap and water. A high quality, clear paste wax may also be applied to any patina to protect the finish, being careful not to get wax on the grout joints.

Patinas

Bronze will naturally oxidize over time. Various factors, including time, touch, climate, and exposure to elements, will affect this ongoing aging process, thus changing the color, sheen, and texture of the bronze. This “living finish” is referred to as the patina.

Rocky Mountain Hardware uses hand-applied patinas to achieve our standard living finish options. Once the patinas have been applied we use a high quality paste wax to help preserve the patina. Silicon bronze can be finished in a brushed, light, medium, dark, or rust patina. White bronze can be finished in a brushed, light, medium, or dark patina. The patina will continue to evolve at a natural rate based on the aforementioned factors.

Please Avoid

Abrasives of any kind can damage and remove the patina finish.

Always check the label of products used on or around the bronze tile to ensure that it does not contain **acids** or **harsh chemicals** of any kind which could potentially remove both the protective wax finish, as well as the patina.

Floor Installations

When using bronze tile in a floor application, we strongly recommend only using the following two patina options; Silicon Bronze Light (BL) and White Bronze Light (WL). Other patinas may also be used with the knowledge that the patina finishes will wear in traffic areas, exposing the natural color of the base metal.

Cutting

Bronze tiles may be cut on site using a hand-held electric grinder equipped with a thin cut-off blade or by using a metal cutting band saw. Important: avoid over-heating the bronze tile when making cuts. Overheating may cause the surface of the tile to become discolored.

Installation Recommendations

Always use a professional tile installer when setting Rocky Mountain Hardware bronze tile.

Preparation—Masking off the entire face of the tile before installation will help keep the surface of the tile clean throughout the setting process.

Abrasion to the back of the tile with a small diameter cut off wheel or coarse sandpaper will increase the adhesive bond. Always wipe clean the back of the tile following abrasion to remove excess dust and loose particles.

For bronze tiles that need to be raised to match the surface height of surrounding tile, use a small piece of Hardi Backerboard that is guaged correctly to shim the bronze tile to the desired height.

Adhesives—Rocky Mountain Hardware tile can be installed using a high quality polymer-fortified thin-set mortar such as Laticrete 254 Platinum.

When necessary, epoxy based mortars or epoxy adhesives can be used for setting larger, heavier bronze tiles and panels.

Some Rocky Mountain Hardware tiles have recessed backs which should be completely filled or “back-buttered” with the setting material when installing to ensure the best bond possible.

Grout—Sanded or unsanded grouts may be used. As mentioned before, we recommend that you mask the surface of the tile before starting the grout process. Take extra care to remove all unwanted grout and grout-film from the tile surface before the grout fully cures. Once the grout hardens, it is difficult to remove without damaging the finish of the tile.

Tips for “Grout-Through” Tile Installation

It is important to remember that sanded grout can scratch the tile surface, possibly removing the patina, if great care is not taken when grouting. Masking the entire tile surface prior to grouting will help to keep the grout out of crevices as well as protect the tile from getting scratched. Make sure to continuously use clean water and a clean sponge when cleaning out grout lines.

When cleaning the grout lines on a “Grout-Through” tile, it is vital to the tiles intended appearance that the grout in the tile be recessed and cleaned out as much as possible. The more the grout line is taken down, the more the bronze design stands out. This also allows the grout line running through the tile to be as narrow as possible for a more desirable look.

Terms and Conditions of Sale

Terms

Rocky Mountain Hardware, Inc.'s, terms for all products sold are 50% deposit at time of order and balance due at time of shipment (unless customer has established an open account). For all approved open account customers, terms are net by the 10th of the month following date of shipment. All invoices are past due thereafter. Past due accounts will be placed on a "HOLD" status until the account is brought current. When Rocky Mountain Hardware, Inc., places an account on hold, all orders currently in-house are pulled out of production and are also put on hold status. A carrying and finance charge of 1.75% per month (21% annually or the legal rate) will be charged on all past due accounts. Rocky Mountain Hardware, Inc., reserves the right to ship on a C.O.D. status where deemed necessary. Trade discounts from the list price are expressly conditioned upon timely payment by the Buyer. Trade discounts for accounts past due are subject to rescission at the sole and absolute discretion of Rocky Mountain Hardware, Inc. Upon demand by Rocky Mountain Hardware, Inc., the full price for past due invoices shall become due, subject to the monthly interest charge, as described above. All accounts consistently problematic including untimely payments are subject to closure at Rocky Mountain Hardware's discretion.

All invoices will be dated at day of shipment. All payments to be remitted to Rocky Mountain Hardware, Inc., P.O. Box 4108, Hailey, Idaho 83333.

Prices

All prices are subject to change without prior notice. Prices are exclusive of all local, state and federal taxes. Wherever applicable, taxes will be added to the invoice as a separate charge to be paid by the Buyer.

Orders

Rocky Mountain Hardware, Inc., has established no minimum order and reserves the right to refuse any order in whole or part.

Changes and Cancellations

An order, once placed with and accepted by Rocky Mountain Hardware, Inc., may not be changed or canceled without the consent of Rocky Mountain Hardware, Inc., and only upon terms which will indemnify Rocky Mountain Hardware, Inc., against loss. Cancelled orders are subject to a 30% restocking fee.

Freight

All sales are F.O.B. Hailey, Idaho and will be shipped direct to our distributors. All orders will be shipped prepaid and added to the invoice. Rocky Mountain Hardware does not quote freight. Shipments will be made by the most expeditious and economical means available to Rocky Mountain Hardware, Inc. Upon delivery to the transportation company, shipments become the property of the Buyer, who assumes full risk for loss or damage in transit. Claims for loss or damaged shipments must be made promptly by the customer against the carrier.

Claims

All claims for shortages, defective merchandise, billing errors, etc., must be made in writing within 14 days from date of invoice.

No claim will be allowed for work done by others, consequential damages, or other expenditure, and undertaking by Rocky Mountain Hardware, Inc., to repair or replace defective goods is its only liability.

Returns

RETURNS ARE ACCEPTABLE ONLY FOR DEFECTS OR ERRORS FOR WHICH ROCKY MOUNTAIN HARDWARE, INC., IS RESPONSIBLE. No merchandise can be returned without a Returned Goods Authorization (RGA). Unauthorized returns will be refused and returned to sender at their expense. Fax RGA requests to Rocky Mountain Hardware, Inc., at (208)788-2577.

If an RGA is issued, the appropriate form will be faxed to the Buyer. This form must be completed and a copy enclosed with the merchandise being returned. Returned merchandise must be wrapped and packaged in the same condition as it was shipped to the Buyer from Rocky Mountain Hardware, Inc. Any damaged or lost product will not be credited to your account if the damage or loss was caused by improper packaging. All RGAs expire 60 days after issuance. Product received by Rocky Mountain Hardware, Inc., after that date will be returned to the buyer refused and unopened.

Discontinuance

Rocky Mountain Hardware, Inc., reserves the right to discontinue or change any price, product, design, function, and finish without prior notice.

Disputes

All disputes relating in any way to these Terms and Conditions of Sale shall be resolved in an appropriate court located in the State of Idaho, and such disputes shall be governed entirely by Idaho law.

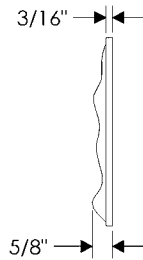
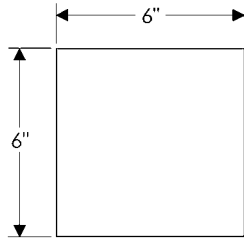
Patinas

Rocky Mountain Hardware, Inc., patina finishes may in time rub off in places due to the frequency of use. Rocky Mountain Hardware, Inc. does not consider this to be a defect, but rather a normal process which cannot be avoided, and over time enhances the naturally aging appearance of the metal. Thus, Rocky Mountain Hardware, Inc., cannot guarantee product patina finishes and will not repair or replace patina finishes under this warranty.

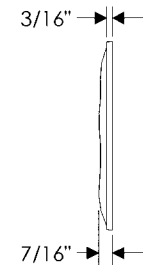
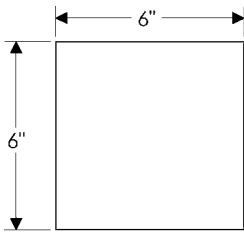
Warranty

Rocky Mountain Hardware, Inc., warrants a lifetime guarantee for its bronze products to be free from defects in material and workmanship. Additionally, the internal mechanisms, including all locks, latches, etc., are guaranteed for 50 years from the date of sale to the original user. The only obligation of Rocky Mountain Hardware, Inc., will be to repair or replace the defective product or parts upon presentation, together with proof of purchase dated within the warranty period. We do not warrant any patina finish or leather. We assume no liability for any labor charges regarding the removal or reinstallation of the products; nor will we cover any freight, postage, or handling expense relative to the product. Damages caused by accident, misuse, abuse, or improper installation are not covered by this warranty.

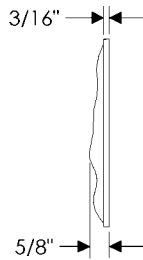
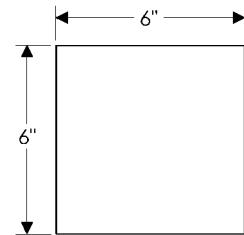
- All finishes are priced the same.
- Specify metal and patina.
- Custom designing available.



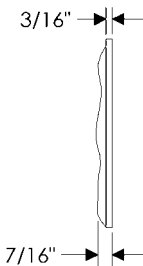
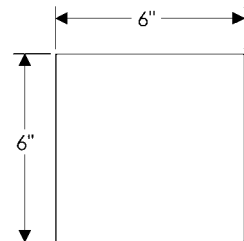
TT201 Crab Apple
6" x 6" \$ 76.00



TT202 Honey Locust
6" x 6" \$ 76.00

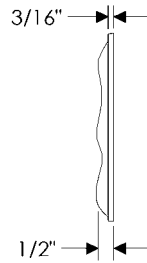
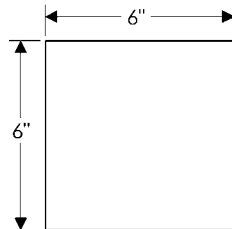


TT203 Fig
6" x 6" \$ 76.00

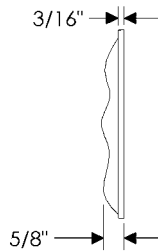
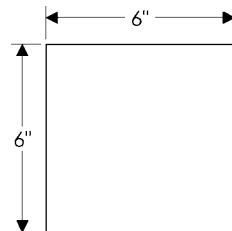


TT204 Grape
6" x 6" \$ 76.00

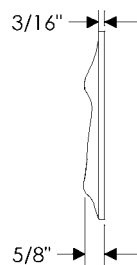
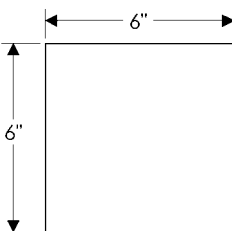
- All finishes are priced the same.
- Specify metal and patina.
- Custom designing available.



TT205 Plum
6" x 6" \$ 76.00

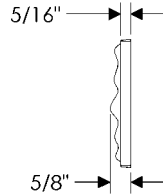
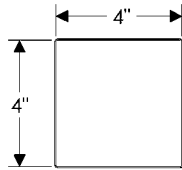
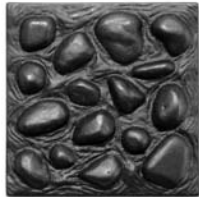


TT206 Cherry
6" x 6" \$ 76.00

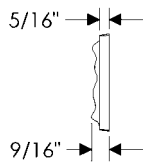
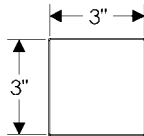


TT207 Pear
6" x 6" \$ 76.00

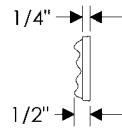
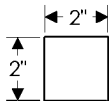
- All finishes are priced the same.
- Specify metal and patina.
- Custom designing available.



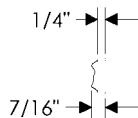
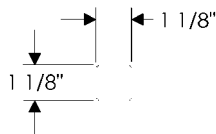
TT210 River Rocks
 4" x 4" \$ 59.00



TT211 River Rocks
 3" x 3" \$ 47.00

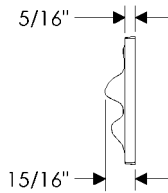
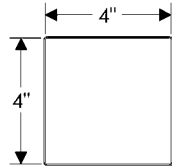


TT212 River Rocks
 2" x 2" \$ 35.00

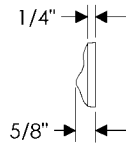
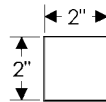


TT213 River Rocks
 1 1/8" x 1 1/8" \$ 23.00

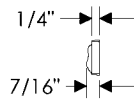
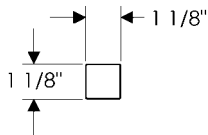
- All finishes are priced the same.
- Specify metal and patina.
- GT = "Grout-Through"
- Custom designing available.



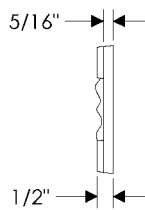
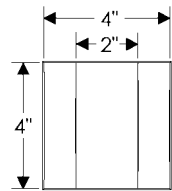
TT216 Pinecone
4" x 4" \$ 59.00



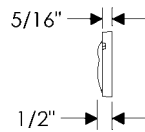
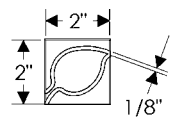
TT217 Pinecone
2" x 2" \$ 35.00



TT218 Pinecone
1 1/8" x 1 1/8" \$ 23.00

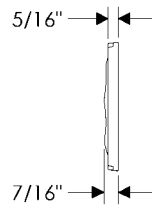
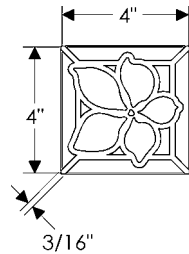


TT220 Aspen Leaf
4" x 4" \$ 59.00

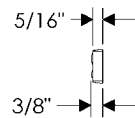
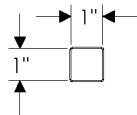


TT221 Aspen Leaf -GT
2" x 2" \$ 35.00

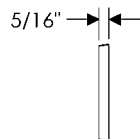
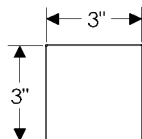
- All finishes are priced the same.
- Specify metal and patina.
- GT = "Grout-Through"
- Custom designing available.



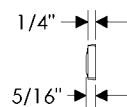
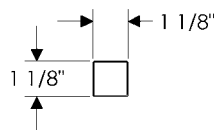
TT230 Kailua-GT
4" x 4" \$ 59.00



TT231 Petals
1" x 1" \$ 23.00

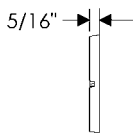
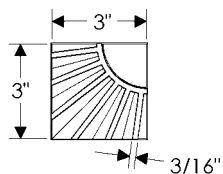


TT240 Stone Square
3" x 3" \$ 47.00



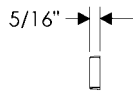
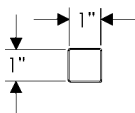
TT241 Stone Square
1 1/8" x 1 1/8" \$ 23.00

- All finishes are priced the same.
- Specify metal and patina.
- GT = "Grout-Through"
- Custom designing available.



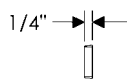
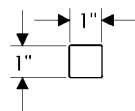
TT245 Quarter Sun -GT

3" x 3" \$ 47.00



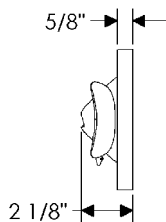
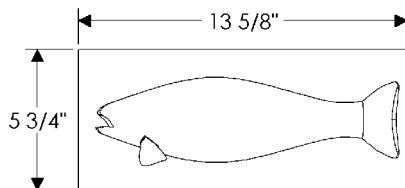
TT247 Sunburst

1" x 1" \$ 23.00



TT250 Bloom

1" x 1" \$ 23.00

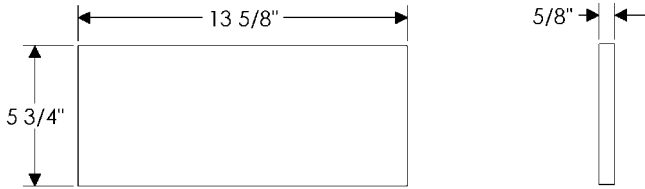



TT800 Trout Panel

5 3/4" x 13 5/8" \$ 704.00

- View website for custom patinas available.

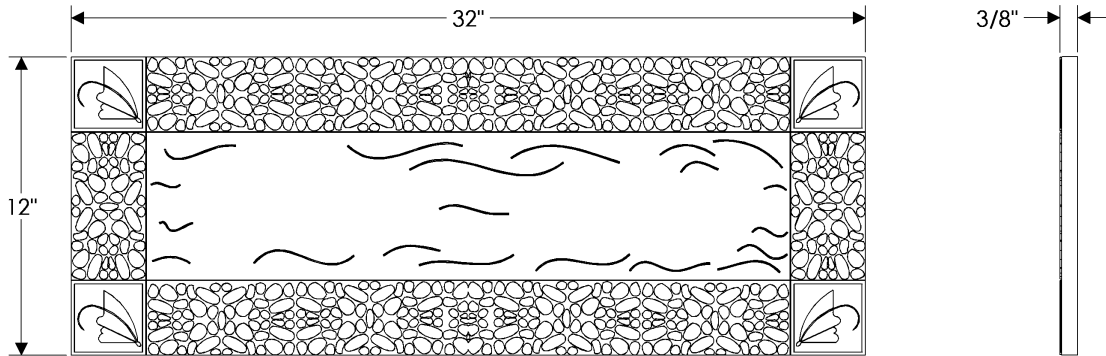
- All finishes are priced the same.
- Specify metal and patina.
- Custom designing available.



TT801 Water Panel

5 3/4" x 13 5/8" \$ 704.00

• View website for custom patinas available.



TT805 Double Trout Panel

12" x 32" \$2444.00



TT802 Wet Fly, Left


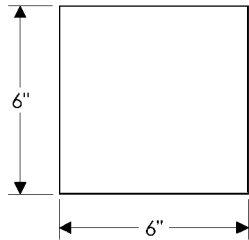

3" x 3" \$ 47.00



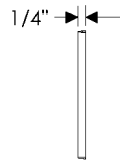
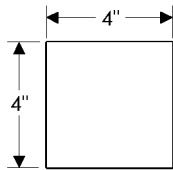
TT803 Wet Fly, Right

3" x 3" \$ 47.00

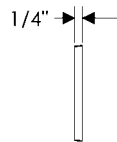
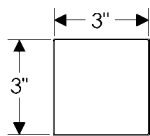
- All finishes are priced the same.
- Specify metal and patina.
- Custom designing available.



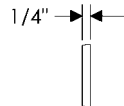
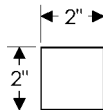
TT300 Basic
 6" x 6" \$ 76.00



TT304 Basic
 4" x 4" \$ 59.00


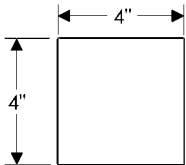
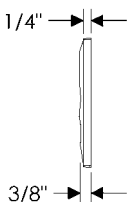


TT306 Basic
 3" x 3" \$ 47.00


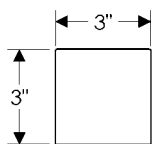
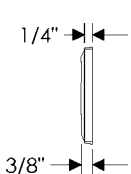


TT308 Basic
 2" x 2" \$ 35.00

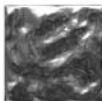
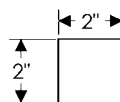
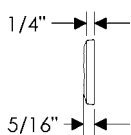
- All finishes are priced the same.
- Specify metal and patina.
- Custom designing available.

TT310 Blush
4" x 4" \$ 59.00

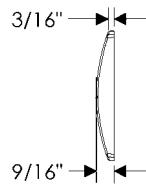
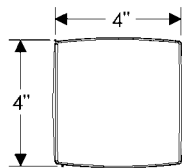




TT312 Blush
3" x 3" \$ 47.00

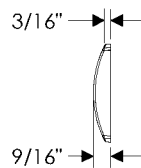
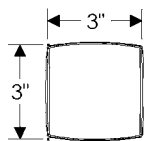




TT314 Blush
2" x 2" \$ 35.00

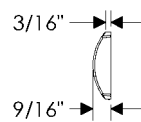
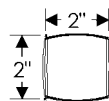
- All finishes are priced the same.
- Specify metal and patina.
- Custom designing available.



TT320 Arched
 4" x 4" \$ 59.00

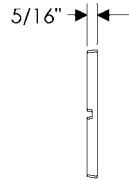
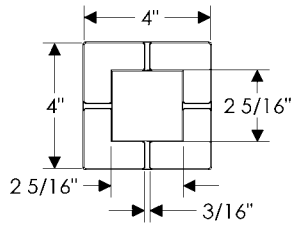


TT322 Arched
 3" x 3" \$ 47.00



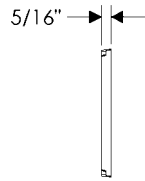
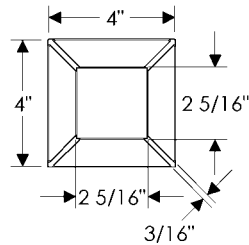
TT324 Arched
 2" x 2" \$ 35.00

- All finishes are priced the same.
- Specify metal and patina.
- GT = "Grout-Through"
- Custom designing available.



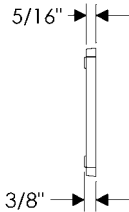
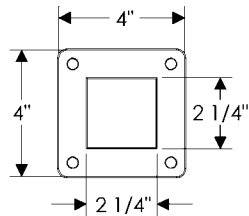
TT400 Corners—GT

4" x 4" \$ 59.00



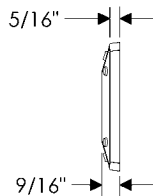
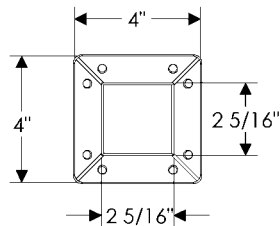
TT404 Sides—GT

4" x 4" \$ 59.00



TT408 Rivets

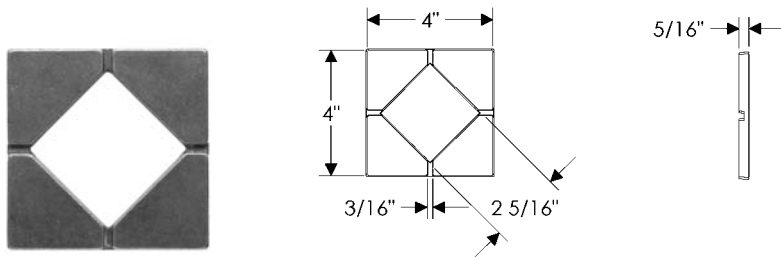
4" x 4" \$ 59.00



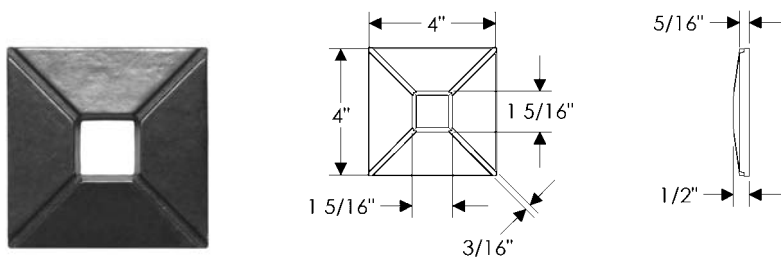
TT412 Rivets Beveled

4" x 4" \$ 59.00

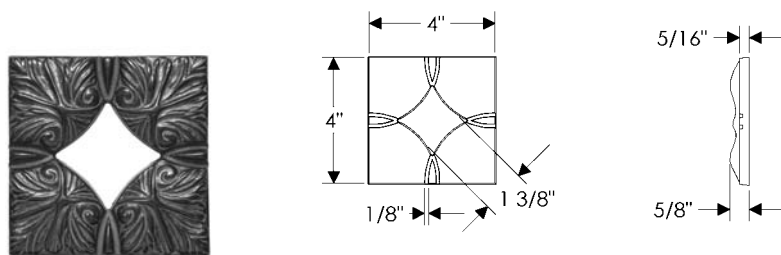
- All finishes are priced the same.
- Specify metal and patina.
- GT = "Grout-Through"
- Custom designing available.



TT416 Offset-GT
 4" x 4" \$ 59.00

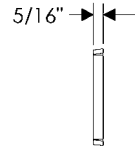
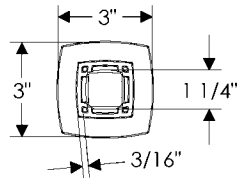


TT420 Sides Beveled-GT
 4" x 4" \$ 59.00



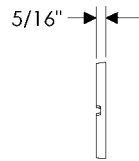
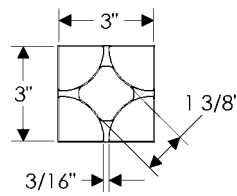
TT422 Acanthus-GT
 4" x 4" \$ 59.00

- All finishes are priced the same.
- Specify metal and patina.
- GT = "Grout-Through"
- Custom designing available.



TT424 Circuit-GT
(suitable for framing 1" x 1" tile only)

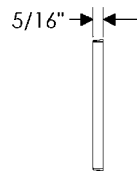
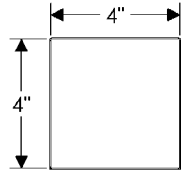
3" x 3" \$ 47.00



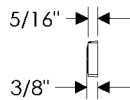
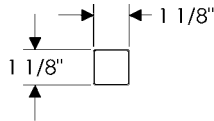
TT426 Quarter Circles-GT

3" x 3" \$ 47.00

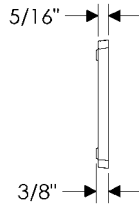
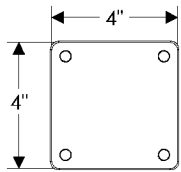
- All finishes are priced the same.
- Specify metal and patina.
- Custom designing available.



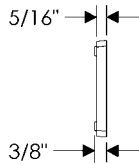
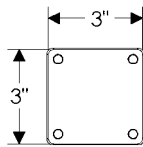
TT500 Circle Pyramid
4" x 4" \$ 59.00



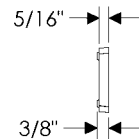
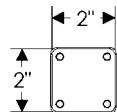
TT501 Circle Pyramid
1 1/8" x 1 1/8" \$ 23.00



TT505 Rivets
4" x 4" \$ 59.00


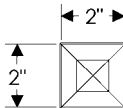
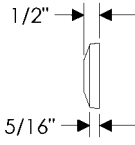

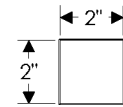
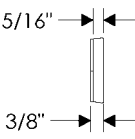

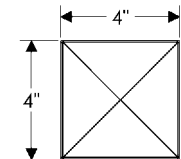
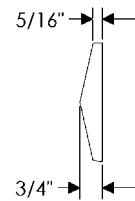

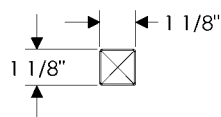
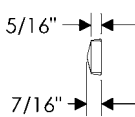

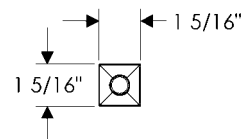
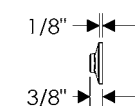

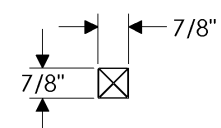
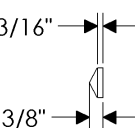

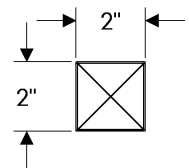
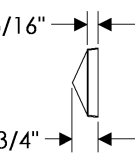


TT506 Rivets
3" x 3" \$ 47.00

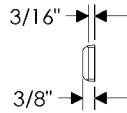
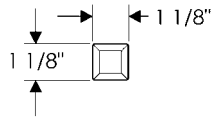


TT507 Rivets
2" x 2" \$ 35.00

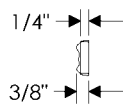
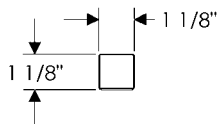
- All finishes are priced the same.
- Specify metal and patina.
- Custom designing available.

			<p>TT510 Invert 2" x 2" \$ 35.00</p>
			<p>TT512 Stonehenge 2" x 2" \$ 35.00</p>
			<p>TT514 Pyramid 4" x 4" \$ 59.00</p>
			<p>TT518 Pyramid 1 1/8" x 1 1/8" \$ 23.00</p>
			<p>DC1 Large Square Clavos 1 5/16" x 1 5/16" \$ 27.00</p>
			<p>DC2 Pyramid 7/8" x 7/8" \$ 25.00</p>
			<p>DC8 Pyramid 2" x 2" \$ 30.00</p>

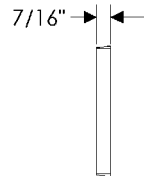
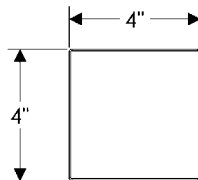
- All finishes are priced the same.
- Specify metal and patina.
- Custom designing available.



TT519 Pillow Top
 1 1/8" x 1 1/8" \$ 23.00

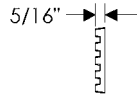
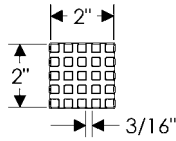


TT520 Coffee Bean
 1 1/8" x 1 1/8" \$ 23.00

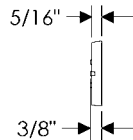
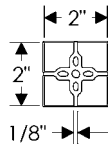


TT521 Coffee Bean
 4" x 4" \$ 59.00

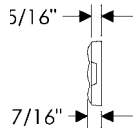
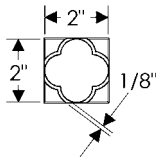
- All finishes are priced the same.
- Specify metal and patina.
- GT = "Grout-Through"
- Custom designing available.



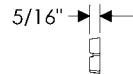
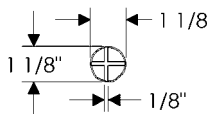
TT556 Waffle—GT
2" x 2" \$ 35.00



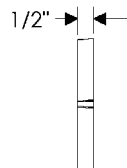
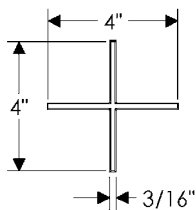
TT558 Cross Stitch—GT
2" x 2" \$ 35.00



TT560 Clover—GT
2" x 2" \$ 35.00



TT562 Freckle—GT
1 1/8" x 1 1/8" \$ 23.00



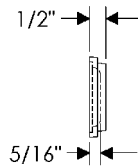
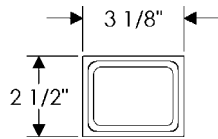
TT564 "X"
4" x 4" \$ 40.00

- Designed to sit in a grout joint with a slight reveal from the surrounding tile.

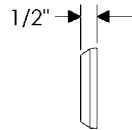
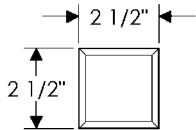

- All finishes are priced the same.
- Specify metal and patina.
- Custom designing available.

			<p>CAP1 Standard Cap 7/8" \$ 33.00</p>
			<p>CAP3 Dome Cap 7/8" \$ 33.00</p>
			<p>CAP6 Standard Cap 5/8" \$ 33.00</p>
			<p>CAP8 Dome Cap 5/8" \$ 33.00</p>

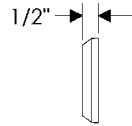
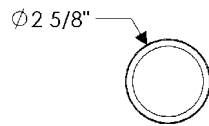
- All finishes are priced the same.
- Specify metal and patina.
- Custom designing available.



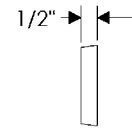
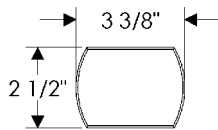
IP318 Stepped
2 1/2" x 3 1/8" \$ 50.00



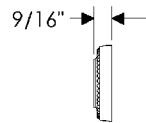
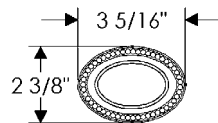
IP415 Square Beveled
2 1/2" x 2 1/2" \$ 50.00



IP417 Circle Beveled
2 5/8" \$ 50.00


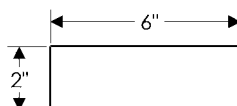
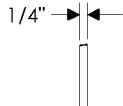


IP512 Curved
2 1/2" x 3 3/8" \$ 50.00


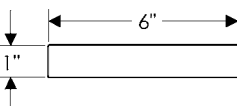
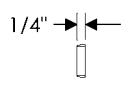


IP580 Maddox
2 3/8" x 3 5/16" \$ 73.00

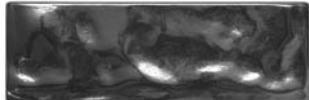
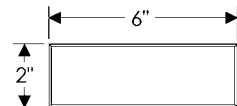
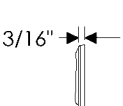
- All finishes are priced the same.
- Specify metal and patina.
- Custom designing available.


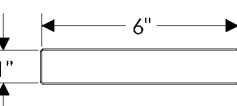
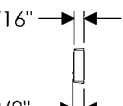
TT600 Basic
2" x 6" \$ 54.00


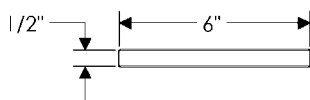
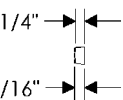
TT602 Basic
1" x 6" \$ 42.00

TT610 Blush
2" x 6" \$ 54.00


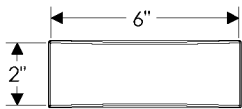
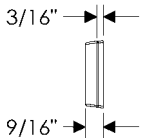




TT612 Blush
1" x 6" \$ 42.00


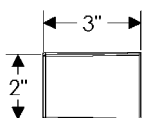
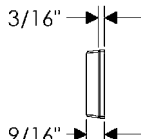




TT613 Blush
1/2" x 6" \$ 34.00


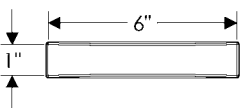
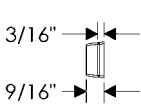
- All finishes are priced the same.
- Specify metal and patina.
- Custom designing available.


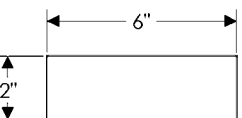
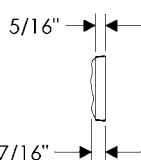
TT620 Arched
2" x 6" \$ 54.00


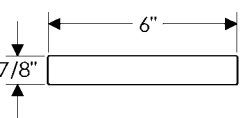
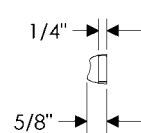
TT621 Half Arch
2" x 3" \$ 47.00

TT622 Arched
1" x 6" \$ 42.00


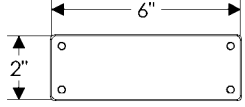
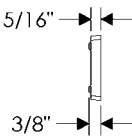




TT630 Water
2" x 6" \$ 54.00


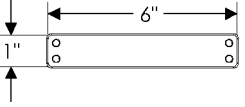
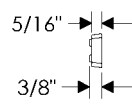




TT632 Water
7/8" x 6" \$ 42.00


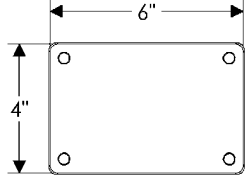
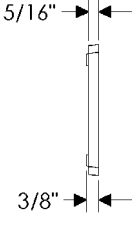
- All finishes are priced the same.
- Specify metal and patina.
- Custom designing available.


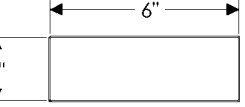
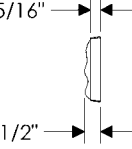
TT640 Rivets
2" x 6" \$ 54.00


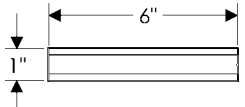
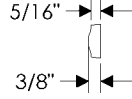
TT642 Rivets
1" x 6" \$ 42.00

TT644 Rivets
4" x 6" \$ 66.00






TT650 River Rocks
2" x 6" \$ 54.00

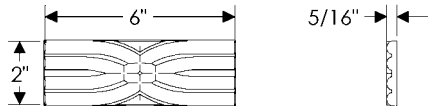




TT660 Texture
1" x 6" \$ 42.00

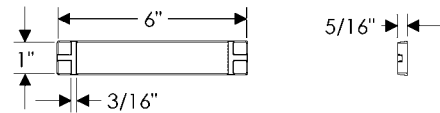
- All finishes are priced the same.
- Specify metal and patina.
- GT = "Grout-Through"
- Custom designing available.



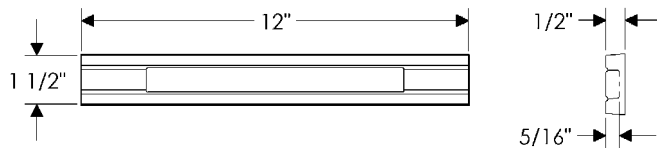
TT662 Bordered Dome
1" x 6" \$ 42.00



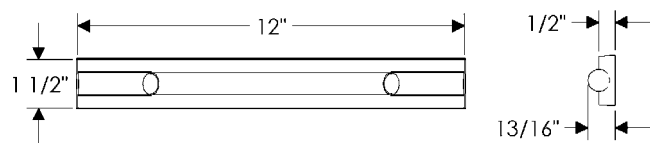
TT680 Wire Weave
2" x 6" \$ 54.00



TT682 Morse Code—GT
1" x 6" \$ 42.00



TT664 Channel
1 1/2" x 12" \$ 75.00

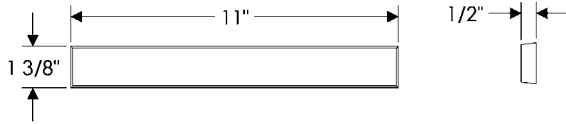


TT665 Bolt
1 1/2" x 12" \$ 75.00

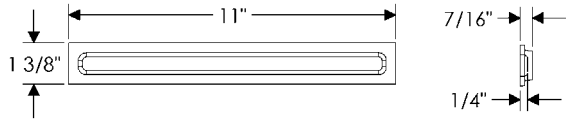
- All finishes are priced the same.
- Specify metal and patina.
- Custom designing available.



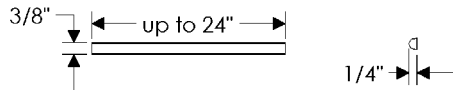
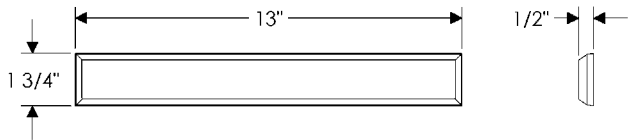
E220 Metro
1 3/8" x 11" \$ 69.00



E320 Stepped
1 3/8" x 11" \$ 69.00

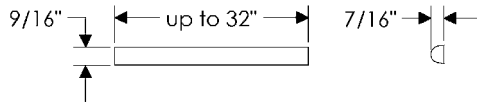


E496 Rectangular
1 3/4" x 13" \$ 92.00



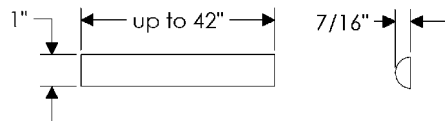
B304 Dome
6" \$ 31.00
12" \$ 43.00

- Available up to 24" in custom lengths.
- Add \$5.15 list per inch for custom lengths over 12".



B8036 Dome
6" \$ 32.00
12" \$ 45.00

- Available up to 32" in custom lengths.
- Add \$5.35 list per inch for custom lengths over 12".



B242 Dome
6" \$ 43.00
12" \$ 68.00

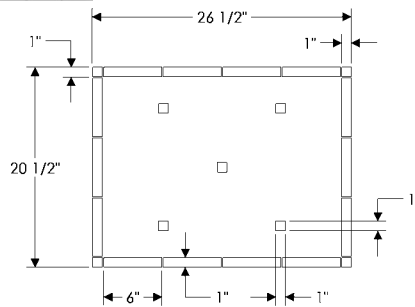
- Available up to 42" in custom lengths.
- Add \$7.15 list per inch for custom lengths over 12".

- All finishes are priced the same.
- Specify metal and patina.
- Actual size may vary depending on grout spacing.
- Stone tile not included.

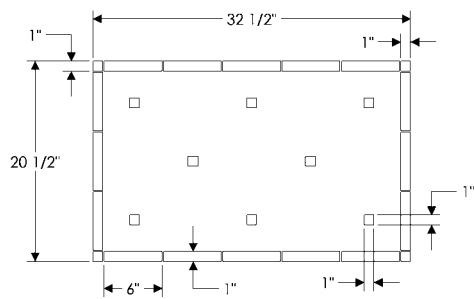
Tile Options: 1 1/8" x 1 1/8"	2" x 2"	4" x 4"	1" x 6"
• TT241 Stone Square	• TT217 Pinecone	• TT216 Pinecone	• TT602 Basic
• TT250 Bloom (1" x 1")	• TT221 Aspen Leaf	• TT304 Basic	• TT612 Blush
• TT501 Circle Pyramid	• TT308 Basic	• TT310 Blush	• TT622 Arched
• TT518 Pyramid	• TT314 Blush	• TT500 Circle Pyramid	• TT642 Rivets
• TT519 Pillow Top	• TT507 Rivets	• TT505 Rivets	• TT660 Texture
• TT520 Coffee Bean	• TT560 Clover	• TT514 Pyramid	• TT662 Bordered Dome



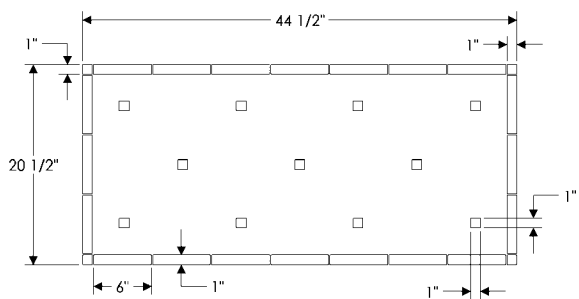
Example features the following tiles:
 Border Tiles—TT602 1" x 6" Basic
 Corner Tiles—TT519 1 1/8" x 1 1/8" Pillow Top
 Center Tiles—TT519 1 1/8" x 1 1/8" Pillow Top



DB1A Dots 1"
 20 1/2" x 26 1/2" \$ 795.00
 Layout Includes: 1" x 6" borders—14
 1" x 1" corners—4
 1" x 1" centers—5



DB1B Dots 1"
 20 1/2" x 32 1/2" \$ 948.00
 Layout Includes: 1" x 6" borders—16
 1" x 1" corners—4
 1" x 1" centers—8



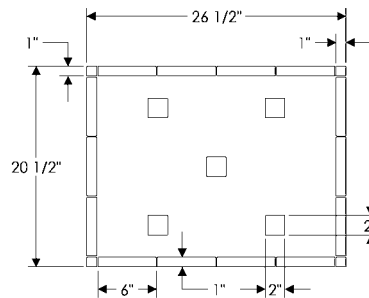
DB1C Dots 1"
 20 1/2" x 44 1/2" \$ 1185.00
 Layout Includes: 1" x 6" borders—20
 1" x 1" corners—4
 1" x 1" centers—11

- All finishes are priced the same.
- Specify metal and patina.
- Actual size may vary depending on grout spacing.
- Stone tile not included.

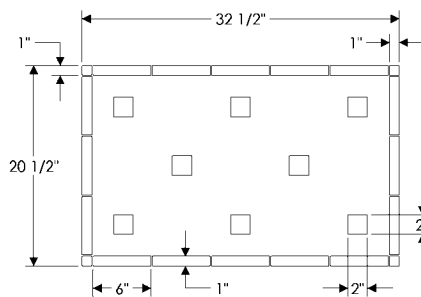
Tile Options: 1 1/8" x 1 1/8"	2" x 2"	4" x 4"	1" x 6"
• TT241 Stone Square	• TT217 Pinecone	• TT216 Pinecone	• TT602 Basic
• TT250 Bloom (1" x 1")	• TT221 Aspen Leaf	• TT304 Basic	• TT612 Blush
• TT501 Circle Pyramid	• TT308 Basic	• TT310 Blush	• TT622 Arched
• TT518 Pyramid	• TT314 Blush	• TT500 Circle Pyramid	• TT642 Rivets
• TT519 Pillow Top	• TT507 Rivets	• TT505 Rivets	• TT660 Texture
• TT520 Coffee Bean	• TT560 Clover	• TT514 Pyramid	• TT662 Bordered Dome



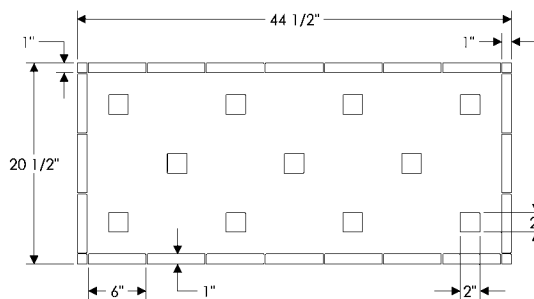
Example features the following tiles:
 Border Tiles—TT660 1" x 6" Texture
 Corner Tiles—TT519 1 1/8" x 1 1/8" Pillow Top
 Center Tiles—TT560 2" x 2" Clover



DB2A Dots 2"
 20 1/2" x 26 1/2" \$ 855.00
 Layout Includes: 1" x 6" borders—14
 1" x 1" corners—4
 2" x 2" centers—5




DB2B Dots 2"
 20 1/2" x 32 1/2" \$ 1044.00
 Layout Includes: 1" x 6" borders—16
 1" x 1" corners—4
 2" x 2" centers—8



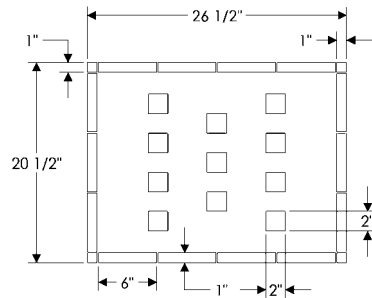
DB2C Dots 2"
 20 1/2" x 44 1/2" \$ 1317.00
 Layout Includes: 1" x 6" borders—20
 1" x 1" corners—4
 2" x 2" centers—11

- All finishes are priced the same.
- Specify metal and patina.
- Actual size may vary depending on grout spacing.
- Stone tile not included.

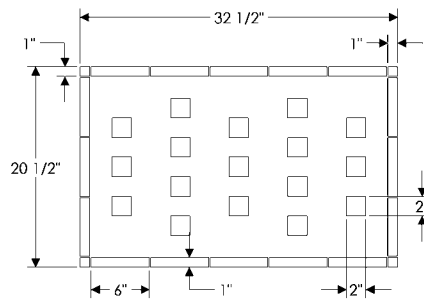
Tile Options: 1 1/8" x 1 1/8"	2" x 2"	4" x 4"	1" x 6"
• TT241 Stone Square	• TT217 Pinecone	• TT216 Pinecone	• TT602 Basic
• TT250 Bloom (1" x 1")	• TT221 Aspen Leaf	• TT304 Basic	• TT612 Blush
• TT501 Circle Pyramid	• TT308 Basic	• TT310 Blush	• TT622 Arched
• TT518 Pyramid	• TT314 Blush	• TT500 Circle Pyramid	• TT642 Rivets
• TT519 Pillow Top	• TT507 Rivets	• TT505 Rivets	• TT660 Texture
• TT520 Coffee Bean	• TT560 Clover	• TT514 Pyramid	• TT662 Bordered Dome



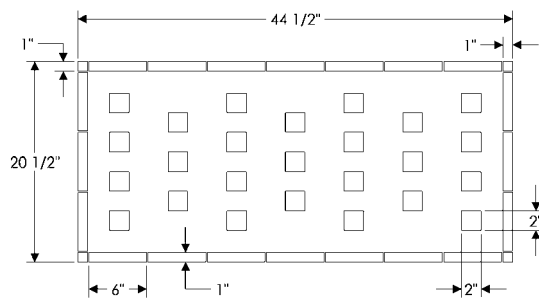
Example features the following tiles:
 Border Tiles—TT602 1" x 6" Basic
 Corner Tiles—TT519 1 1/8" x 1 1/8" Pillow Top
 Center Tiles—TT308 2" x 2" Basic



DB3A Pixels
 20 1/2" x 26 1/2" \$ 1065.00
 Layout Includes: 1" x 6" borders—14
 1" x 1" corners—4
 2" x 2" centers—11




DB3B Pixels
 20 1/2" x 32 1/2" \$ 1359.00
 Layout Includes: 1" x 6" borders—16
 1" x 1" corners—4
 2" x 2" centers—17



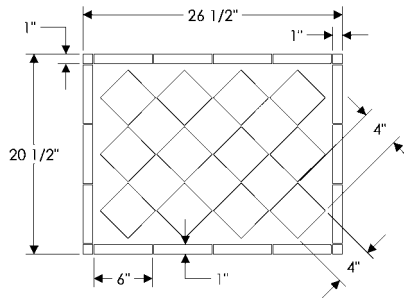
DB3C Pixels
 20 1/2" x 44 1/2" \$ 1807.00
 Layout Includes: 1" x 6" borders—20
 1" x 1" corners—4
 2" x 2" centers—25

- All finishes are priced the same.
- Specify metal and patina.
- Actual size may vary depending on grout spacing.
- Stone tile not included.

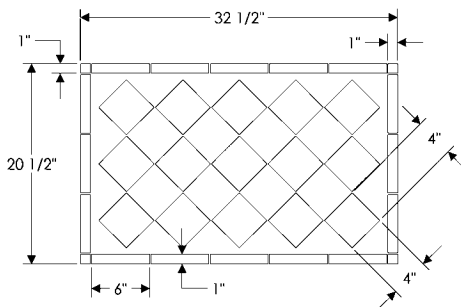
Tile Options: 1 1/8" x 1 1/8"	2" x 2"	4" x 4"	1" x 6"
• TT241 Stone Square	• TT217 Pinecone	• TT216 Pinecone	• TT602 Basic
• TT250 Bloom (1" x 1")	• TT221 Aspen Leaf	• TT304 Basic	• TT612 Blush
• TT501 Circle Pyramid	• TT308 Basic	• TT310 Blush	• TT622 Arched
• TT518 Pyramid	• TT314 Blush	• TT500 Circle Pyramid	• TT642 Rivets
• TT519 Pillow Top	• TT507 Rivets	• TT505 Rivets	• TT660 Texture
• TT520 Coffee Bean	• TT560 Clover	• TT514 Pyramid	• TT662 Bordered Dome



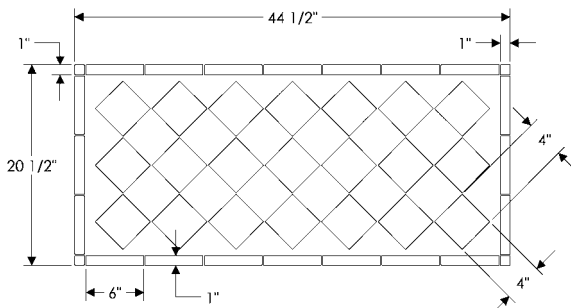
Example features the following tiles:
 Border Tiles—TT602 1" x 6" Basic
 Corner Tiles—TT519 1 1/8" x 1 1/8" Pillow
 Top
 Center Tiles—TT304 4" x 4" Basic



DB4A Stacked
 20 1/2" x 26 1/2" \$ 1388.00
 Layout Includes: 1" x 6" borders—14
 1" x 1" corners—4
 4" x 4" centers—12




DB4B Stacked
 20 1/2" x 32 1/2" \$ 1649.00
 Layout Includes: 1" x 6" borders—16
 1" x 1" corners—4
 4" x 4" centers—15



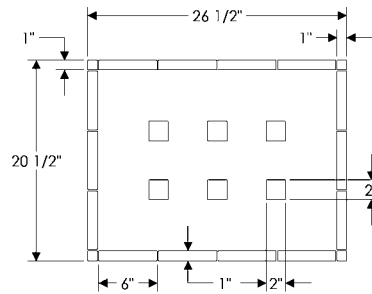
DB4C Stacked
 20 1/2" x 44 1/2" \$ 2171.00
 Layout Includes: 1" x 6" borders—20
 1" x 1" corners—4
 4" x 4" centers—21

- All finishes are priced the same.
- Specify metal and patina.
- Actual size may vary depending on grout spacing.
- Stone tile not included.

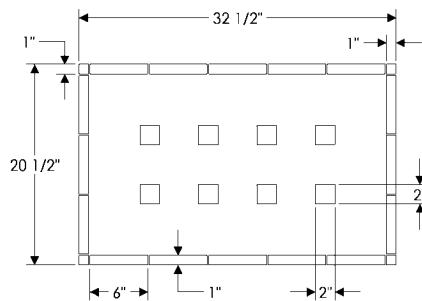
Tile Options: 1 1/8" x 1 1/8"	2" x 2"	4" x 4"	1" x 6"
• TT241 Stone Square	• TT217 Pinecone	• TT216 Pinecone	• TT602 Basic
• TT250 Bloom (1" x 1")	• TT221 Aspen Leaf	• TT304 Basic	• TT612 Blush
• TT501 Circle Pyramid	• TT308 Basic	• TT310 Blush	• TT622 Arched
• TT518 Pyramid	• TT314 Blush	• TT500 Circle Pyramid	• TT642 Rivets
• TT519 Pillow Top	• TT507 Rivets	• TT505 Rivets	• TT660 Texture
• TT520 Coffee Bean	• TT560 Clover	• TT514 Pyramid	• TT662 Bordered Dome



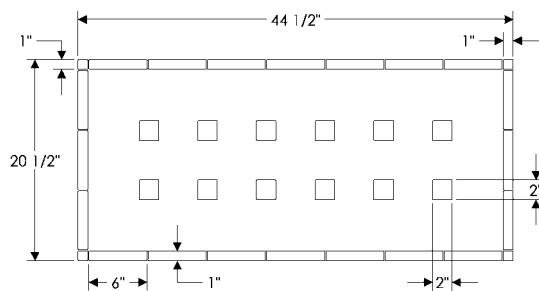
Example features the following tiles:
 Border Tiles—TT642 1" x 6" Rivets
 Corner Tiles—TT519 1 1/8" x 1 1/8" Pillow Top
 Center Tiles—TT507 2" x 2" Rivets



DB5A Trax
 20 1/2" x 26 1/2" \$ 890.00
 Layout Includes: 1" x 6" borders—14
 1" x 1" corners—4
 2" x 2" centers—6



DB5B Trax
 20 1/2" x 32 1/2" \$ 1044.00
 Layout Includes: 1" x 6" borders—16
 1" x 1" corners—4
 2" x 2" centers—8



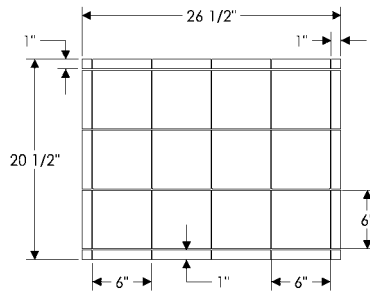
DB5C Trax
 20 1/2" x 44 1/2" \$ 1352.00
 Layout Includes: 1" x 6" borders—20
 1" x 1" corners—4
 2" x 2" centers—12

- All finishes are priced the same.
- Specify metal and patina.
- Actual size may vary depending on grout spacing.
- Stone tile not included.

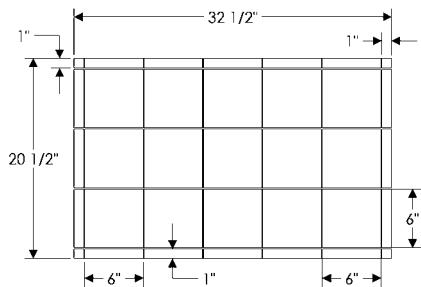
<p>Tile Options: 1 1/8" x 1 1/8"</p> <ul style="list-style-type: none"> • TT241 Stone Square • TT250 Bloom (1" x 1") • TT501 Circle Pyramid • TT518 Pyramid • TT519 Pillow Top • TT520 Coffee Bean 	<p>2" x 2"</p> <ul style="list-style-type: none"> • TT217 Pinecone • TT221 Aspen Leaf • TT308 Basic • TT314 Blush • TT507 Rivets • TT560 Clover 	<p>4" x 4"</p> <ul style="list-style-type: none"> • TT216 Pinecone • TT304 Basic • TT310 Blush • TT500 Circle Pyramid • TT505 Rivets • TT514 Pyramid 	<p>1" x 6"</p> <ul style="list-style-type: none"> • TT602 Basic • TT612 Blush • TT622 Arched • TT642 Rivets • TT660 Texture • TT662 Bordered Dome
---	--	---	--



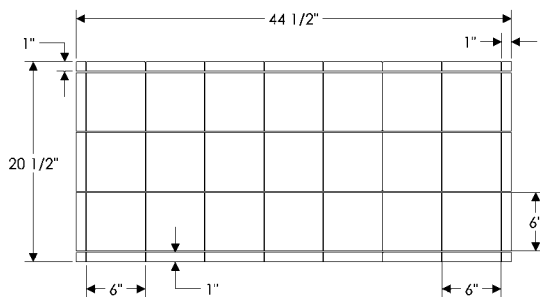
Example features the following tiles:
 Border Tiles—TT602 1" x 6" Basic
 Corner Tiles—TT519 1 1/8" x 1 1/8" Pillow Top
 Center Tiles—TT300 6" x 6" Basic



DB6A Basic
 20 1/2" x 26 1/2" \$ 1592.00
 Layout Includes: 1" x 6" borders—14
 1" x 1" corners—4
 6" x 6" centers—12




DB6B Basic
 20 1/2" x 32 1/2" \$ 1904.00
 Layout Includes: 1" x 6" borders—16
 1" x 1" corners—4
 6" x 6" centers—15



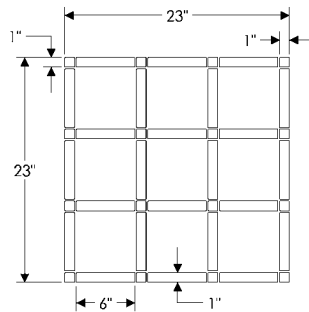
DB6C Basic
 20 1/2" x 44 1/2" \$ 2528.00
 Layout Includes: 1" x 6" borders—20
 1" x 1" corners—4
 6" x 6" centers—21

- All finishes are priced the same.
- Specify metal and patina.
- Actual size may vary depending on grout spacing.
- Stone tile not included.

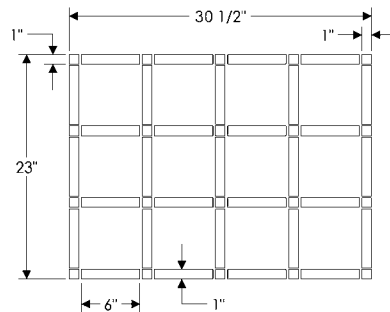
Tile Options: 1 1/8" x 1 1/8"	2" x 2"	4" x 4"	1" x 6"
• TT241 Stone Square	• TT217 Pinecone	• TT216 Pinecone	• TT602 Basic
• TT250 Bloom (1" x 1")	• TT221 Aspen Leaf	• TT304 Basic	• TT612 Blush
• TT501 Circle Pyramid	• TT308 Basic	• TT310 Blush	• TT622 Arched
• TT518 Pyramid	• TT314 Blush	• TT500 Circle Pyramid	• TT642 Rivets
• TT519 Pillow Top	• TT507 Rivets	• TT505 Rivets	• TT660 Texture
• TT520 Coffee Bean	• TT560 Clover	• TT514 Pyramid	• TT662 Bordered Dome



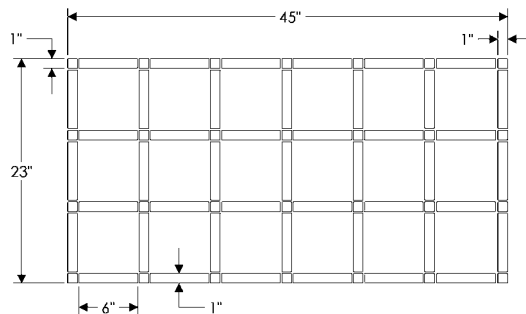
Example features the following tiles:
 Border Tiles—TT622 1" x 6" Arched
 Corner Tiles—TT519 1 1/8" x 1 1/8" Pillow Top



DB7A Grid
 23" x 23" \$ 1376.00
 Layout Includes: 1" x 6" borders—24
 1" x 1" corners—16



DB7B Grid
 23" x 30 1/2" \$ 1762.00
 Layout Includes: 1" x 6" borders—31
 1" x 1" corners—20



DB7C Grid
 23" x 45" \$ 2534.00
 Layout Includes: 1" x 6" borders—45
 1" x 1" corners—28