

**Sample Order / Cheat Sheet**  
**M Door Accessories 1/3**

QUOTE     ORDER

NAME: \_\_\_\_\_

PO# \_\_\_\_\_

ADDRESS: \_\_\_\_\_

DELIVERY: \_\_\_\_\_

ADDRESS: \_\_\_\_\_



ORDER DATE: \_\_\_\_\_

OFFICE PHONE: \_\_\_\_\_

CONTACT: \_\_\_\_\_

FAX PHONE: \_\_\_\_\_

JOB NAME: \_\_\_\_\_

JOB PHONE: \_\_\_\_\_

**HARDWARE WORK ORDER**  
 Toll Free 888.788.2013 or 208.788.2013; Fax 208.788.2577

2002.12.04

LINE NO.	FUNCTION	HANDLE		ESCUTCHEON		METAL	PATINA	HANDING OR LENGTH	BACKSET	DOOR THICKNESS	LOCK TYPE	DEAD BOLT TRIM	DESCRIPTION	LOCATION #	QTY.	PRICE QUOTED
		EXTERIOR	INTERIOR	EXTERIOR	INTERIOR											
1	AC					B	D						DS101		1	40.00
2	DBB			E416		W	M								1	77.00
3	SB			MB1		W	L	18							1	351.00
4	HNG					B	R						4, CAP2, S		1	149.00
5	DK			E418		B	M	DK7							1	437.00
6	GL	L117	L117	E414	E414	B	D	L	234	134					1	524.00
7	CRB-PO	L105	L105	CE409	CE411	B	BB	R	238	214			MB2		1	2372.00

**FUNCTION**

AC = Accessory  
 CB = Cane Bolt  
 DBB = Door Bell Button  
 DK = Door Knocker  
 GL = Gate Latch  
 HNG = Door Hinge  
 SB = Surface Bolt  
 CRB-EN = Cremona Bolt Entry  
 CRB-PO = Cremona Bolt Patio  
 CRB-PA = Cremona Bolt Passage  
 CRB-DU = Cremona Bolt Dummy

**HANDLE**

For a list of Levers, Knobs, and Rings available for Gate Latch see next page.  
 For specifications, refer to Section A.

**ESCUTCHEONS**

For a list of Escutcheons available for Door Accessories, see next page.  
 For configurations, specifications, and pricing, refer to content of this section.

**METAL**

B = Silicon Bronze  
 W = White Bronze

**PATINA**

L = Light  
 M = Medium  
 D = Dark  
 R = Rust  
 BB = Brushed

**HANDING / LENGTH**

See Hinged Door Handing diagram, next page.

L = Left Hand  
 R = Right Hand  
 LR = Left Hand Reverse  
 RR = Right Hand Reverse

DK4 = Door Knocker, 4"  
 DK5 = Door Knocker, 5"  
 DK7 = Door Knocker, 7"  
 DK8 = Door Knocker, 8"  
 Tempo

**BACKSET**

234 = 2 3/4" DB  
 238 = 2 3/8" DB

**DOOR THICKNESS**

138 = 1 3/8"  
 112 = 1 1/2"  
 134 = 1 3/4"  
 178 = 1 7/8"  
 2 = 2"  
 214 = 2 1/4"

Up-charge for sizes below.  
 Call for pricing.

212 = 2 1/2"  
 258 = 2 5/8"  
 234 = 2 3/4"  
 3 = 3"  
 314 = 3 1/4"  
 312 = 3 1/2"  
 4 = 4"  
 N = No

**LOCK TYPE**

DB = Dead Bolt  
 DD = Double Cylinder Dead Bolt

**DEAD BOLT TRIM**

Not Applicable

**DESCRIPTION**

For a list of available descriptions, see next page.

**Leather Options**

LBK = Black Leather  
 LBT = Brown Tapestry Leather  
 LBW = Brown Weave Leather  
 LCH = Chocolate Leather  
 LHA = Hazelnut Leather  
 LSP = Spice Leather  
 LWH = White Leather  
 LWI = Wine Leather

**Bronze Insert Options**

BTW = Weave Insert  
 BFL = Flower Insert  
 BTD = Tide Insert  
 BWD = Wood Insert  
 BBR = Branch Insert  
 BBA = Basic Insert  
 BTF = Tuft Insert

**QTY**

Number of each desired

**PRICE**

\$ List price each

**LOCATION #**

**HANDLE**

**Levers**

L075 = Ellis Lever  
 L101 = Longhorn Lever  
 L102 = Squirrel Tail Lever  
 L103 = Chub Lever  
 L104 = Hook Lever  
 L105 = Beaver Tail Lever  
 L106 = Talon Lever  
 L107 = Slugger Lever  
 L108 = Tube Lever  
 L109 = Legacy Lever  
 L110 = Classic Lever  
 L111 = Twig Lever  
 L112 = Large Chub Lever  
 L115 = Acanthus Lever  
 L117 = French Lever  
 L118 = French Twist Lever  
 L119 = Long Legacy Lever  
 L120 = Long Legacy Lever  
 L121 = Rock Creek Lever  
 L122 = Large Hook Lever  
 L123 = Old World Lever  
 L125 = Classic Scroll Lever  
 L126 = Triple Twist Lever  
 L127 = Scroll Lever  
 L128 = Small Classic Lever  
 L130 = Monarch Lever  
 L131 = Large Monarch Lever  
 L132 = Square Twist Lever  
 L135 = Olympus Lever  
 L137 = Olympus Return Lever  
 L140 = Harrington Lever  
 L141 = Large Rock Creek Lever  
 L147 = Large Olympus Lever  
 L150 = Bella Lever  
 L151 = Large Harrington Lever  
 L153 = Talon Return Lever  
 L158 = Large Acanthus Lever  
 L160 = Wing Lever  
 L163 = Euro Lever  
 L174 = Lariat Lever  
 L175 = Bamboo Lever  
 L179 = Twig Return Lever  
 L182 = Ribbon & Reed Lever  
 L216 = Old World Return Lever  
 L219 = Long Legacy Return Lever  
 L224 = Ridge Lever  
 L228 = Large Ridge Lever  
 L241 = Large French Lever  
 L245 = French Return Lever  
 L276 = Falcon Lever  
 L301 = Strap Lever  
 L302 = Large Strap Lever  
 L304 = Reed Lever

**Levers (continued)**

L307 = Jane Lever  
 L310 = Pool Lever  
 L314 = UJ Lever  
 L580 = Maddox Lever  
 L10010 = Paris Lever  
 L10801 = Briggs Lever  
 L10802 = Kettle Lever  
 L21005 = Emile Lever

**Knobs**

K075 = Ellis Knob  
 K150 = Oval Crystal Knob  
 K155 = Round Crystal Knob  
 K201 = Mushroom Knob  
 K202 = Hitch Knob  
 K203 = Potato Knob  
 K204 = Egg Knob  
 K205 = Baker Knob  
 K206 = Large Luna Knob  
 K207 = Luna Knob  
 K208 = Gem Knob  
 K211 = Mini Roswell Knob  
 K215 = Friedman Knob  
 K218 = Elliptic Knob  
 K230 = Acanthus Knob  
 K233 = Large Acanthus Knob  
 K235 = Cross Knob  
 K251 = Roswell Knob  
 K268 = Squash Knob  
 K580 = Maddox Knob  
 K10010 = Quatrafoil Knob  
 K10015 = Octagonal Knob  
 K10801 = Briggs Knob  
 K10802 = Kettle Knob  
 K21001 = Mack Knob  
 T300 = T Handle

**ESUTCHEONS**

**Sq-Dmd-Rnd-Oval**

E415 = 3 9/16" x 3 9/16" Diamond  
 E416 = 2 5/8" x 2 5/8" Square  
 E417 = 2 1/2" Round  
 E418 = 3 1/4" Round  
 E501 = 2 5/8" x 5 1/4" Oval  
 IP415 = 3 9/16" x 3 9/16" Diamond  
 IP417 = 2 1/2" Round

**Rectangular**

E400 = 2 1/2" x 3 3/4" Rect  
 E414 = 2 1/2" x 4 1/2" Rect  
 E465 = 3 1/2" x 13" Rect  
 E480 = 2 1/2" x 13" Rect  
 E438 = 2 1/2" x 13" Rect (K)  
 E437 = 2 1/2" x 13" Rect (TP)

**Rectangular (continued)**

E475 = 3 1/2" x 13" Rect (K)  
 E463 = 3 1/2" x 13" Rect (TP)  
 IP418 = 2 1/2" x 3" Rect  
 EW105 = 1 1/2" x 3" Rect  
 EW108 = 1 1/2" x 4 1/2" Rect

**Stepped**

E300 = 2 1/2" x 3 3/4" Stepped  
 E304 = 2 1/2" x 4 1/2" Stepped  
 E358 = 2 1/2" x 13" Stepped (K)  
 E357 = 2 1/2" x 13" Stepped (TP)  
 IP318 = 2 1/2" x 3 1/8" Stepped  
 EW308 = 1 1/2" x 4 1/2" Stepped

**Metro**

E201 = 2 1/4" Round  
 E202 = 3 1/2" Round  
 E204 = 2 1/4" x 2 1/4" Square  
 E205 = 2 1/4" x 3 1/4" Metro  
 E236 = 2 1/2" x 4 1/2" Metro  
 E258 = 2 1/2" x 13" Metro (K)  
 E257 = 2 1/2" x 13" Metro (TP)  
 IP214 = 2 1/4" x 3 1/4" Metro

**Arched**

E700 = 2 1/2" x 3 3/4" Arched  
 E701 = 2 1/2" x 5 1/2" Arched  
 E707 = 3" x 13" Arched  
 E738 = 2 1/2" x 13" Arched (K)  
 E737 = 2 1/2" x 13" Arched (TP)  
 IP716 = 2 1/2" x 3 3/4" Arched  
 EW705 = 1 1/2" x 3" Arched  
 EW708 = 1 1/2" x 4 1/2" Arched

**Curved**

E500 = 2 1/2" x 3 3/4" Curved  
 E504 = 2 1/2" x 4 1/2" Curved  
 G560 = 2 3/4" x 13" Curved  
 E558 = 2 3/4" x 13" Curved (K)  
 E557 = 2 3/4" x 13" Curved (TP)  
 IP512 = 2 1/2" x 3 3/8" Curved  
 EW508 = 1 1/2" x 4 1/2" Curved

**Maddox**

E589 = 3 1/8" Maddox  
 E588 = 2 3/8" x 7" Maddox  
 IP580 = 3 3/8" x 3 5/16" Maddox

**Designer**

E101 = 3 1/2" Round  
 E103 = 3" x 3" Square

**Ellis**

EW005 = 1 1/2" x 4 1/2" Ellis  
 IP014 = 3" x 3 3/4" Ellis  
 E005 = 3" x 5" Ellis  
 E075 = 3" x 13" Ellis (K)  
 E063 = 3" x 13" Ellis (TP)

**Briggs**

E10820 = 2 3/8" Round  
 E10800 = 2 5/16" x 7" Briggs  
 E10831 = 3" x 13" Briggs  
 IP10820 = 2 1/2" x 5 1/8" Briggs

**Mack**

E21005 = 2 1/2" x 4 1/2" Mack  
 IP21014 = 2 1/2" x 3 1/2" Mack

**Fleue de Lis**

E828 = 2" x 8" Fleur de Lis

**CREMONE BOLT ESCUTCHEONS**

**Rectangular**

CE409 = 2 1/2" x 11" Rect (DU/PA)  
 CE410 = 2 1/2" x 11" Rect  
 CE411 = 2 1/2" x 11" Rect (TP)  
 CE413 = 2 1/2" x 11" Rect (K)  
 CE419 = 3" x 11" Rect (DU/PA)  
 CE420 = 3" x 11" Rect  
 CE421 = 3" x 11" Rect (TP)  
 CE423 = 3" x 11" Rect (K)

**Arched**

CE709 = 2 1/2" x 11" Arched (DU/PA)  
 CE710 = 2 1/2" x 11" Arched  
 CE711 = 2 1/2" x 11" Arched (TP)  
 CE713 = 2 1/2" x 11" Arched (K)

**Curved**

CE509 = 2 1/2" x 11" Curved (DU/PA)  
 CE710 = 2 1/2" x 11" Curved  
 CE511 = 2 1/2" x 11" Curved (TP)  
 CE513 = 2 1/2" x 11" Curved (K)

**Ellis**

CE009 = 3" x 11" Ellis (DU/PA)  
 CE010 = 3" x 11" Ellis  
 CE011 = 3" x 11" Ellis (TP)  
 CE012 = 3" x 11" Ellis (K)

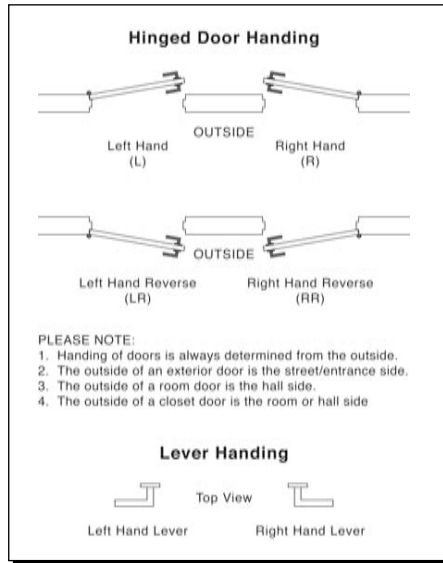
**Bracket Style for Surface Bolts**

MB1 = Surface Bolt,  
 Oval Mounting Brackets  
 MB2 = Surface Bolt,  
 Sq. Mounting Brackets  
 MB3 = Mini Surface Bolt,  
 Sq. Mounting Brackets  
 MB7 = Surface Bolt,  
 Rect. Mounting Brackets  
 MB8 = Surface Bolt,  
 Rect. Mounting Brackets  
 MB9 = Surface Bolt,  
 Oval Mounting Brackets  
 MB12 = Surface Bolt,  
 Rect. Mounting Brackets  
 DDB7 = Dutch Door Bolt,  
 Rect. Mounting Brackets  
 MBR1 = Oval Riser Plate 3" x 2 15/16"  
 MBR1 = Square Riser Plate  
 2 3/4" x 2 3/4"  
 SB2MS = Surface Bolt Strike, 3" x 1 7/16"  
 SB2AS = Surface Bolt Strike,  
 3" x 1 3/8" with lip  
 SB4MS = Mini Surface Bolt Strike,  
 1 3/8" x 11/16"

# Sample Order / Cheat Sheet

## M Door Accessories 3/3

### HANDING



### DESCRIPTION

#### 7/8" Barrel Hinges

HNG3.5	= Concealed Bearing Hinge, 3 1/2" x 3 1/2"
HNG4	= Concealed Bearing Hinge, 4" x 4"
HNGWT4x5	= Concealed Bearing Hinge, 4" x 5"
HNGWT4x6	= Concealed Bearing Hinge, 4" x 6"
HNG4.5	= Concealed Bearing Hinge, 4 1/2" x 4 1/2"
HNG5	= Concealed Bearing Hinge, 5" x 5"
HNGWT5x7	= Concealed Bearing Hinge, 5" x 7"
HNG6x4.5	= Concealed Bearing Hinge, 6" x 4 1/2"
HNG6	= Concealed Bearing Hinge, 6" x 6"
HNG7x5	= Concealed Bearing Hinge, 7" x 5"
HNG7x6	= Concealed Bearing Hinge, 7" x 6"
PHNG8.5x5	= Paumelle Hinge, 8 1/2" x 5"

#### 5/8" Barrel Hinges

HNG3A	= Concealed Bearing Hinge, 3" x 3"
HNG3.5A	= Concealed Bearing Hinge, 3 1/2" x 3 1/2"
HNGWT3.5x5A	= Concealed Bearing Hinge, 3 1/2" x 5"
HNG4A	= Concealed Bearing Hinge, 4" x 4"
HNGWT4x5A	= Concealed Bearing Hinge, 4" x 5"
HNGWT4x6A	= Concealed Bearing Hinge, 4" x 6"
HNGWT4x7A	= Concealed Bearing Hinge, 4" x 7"
HNG4.5x4A	= Concealed Bearing Hinge, 4 1/2" x 4"
HNG4.5A	= Concealed Bearing Hinge, 4 1/2" x 4 1/2"
HNGWT4.5x6A	= Concealed Bearing Hinge, 4 1/2" x 6"
HNG6x4.5A	= Concealed Bearing Hinge, 6" x 4 1/2"

### Finial Caps

CAP1	= Finial Cap, 7/8" Standard
CAP2	= Finial Cap, 7/8" Ball
CAP3	= Finial Cap, 7/8" Dome
CAP4	= Finial Cap, 7/8" Steeple
CAP5	= Finial Cap, 7/8" Acorn
CAP6	= Finial Cap, 5/8" Standard
CAP7	= Finial Cap, 5/8" Ball
CAP8	= Finial Cap, 5/8" Dome
CAP9	= Finial Cap, 5/8" Acorn
CAP10	= Finial Cap, 5/8" Steeple

### Screws

S	= Slotted Hinge Screw
P	= Phillips Hinge Screw

### Strap Hinges

SHNG12	= Strap Hinge, 12"
SHNG5.5	= Strap Hinge, 5 1/2"
SHNG20	= Strap Hinge, 20"
SHNG105	= Strap Hinge, 10 1/2"

### Hook & Eyes

HE4S	= Hook & Eye—Straight, 4"
HE9S	= Hook & Eye—Straight, 9"
HE12S	= Hook & Eye—Straight, 12"
HE20S	= Hook & Eye—Straight, 20"

### Ornamental Hinge Straps

OHS106	= Ornamental Hinge Strap, 6"
OHS112	= Ornamental Hinge Strap, 12"
OHS116	= Ornamental Hinge Strap, 16"
OHS118	= Ornamental Hinge Strap, 18"
OHS121	= Ornamental Hinge Strap, 21"
OHS124	= Ornamental Hinge Strap, 24"
OHS130	= Ornamental Hinge Strap, 30"
OHS137	= Ornamental Hinge Strap, 37"
OHS148	= Ornamental Hinge Strap, 48"
OHS218	= Ornamental Hinge Strap, 4" x 18"
OHS254	= Ornamental Hinge Strap, 2 1/2" x 24"
OHS256	= Ornamental Hinge Strap, 2 1/2" x 36"
OHS324	= Ornamental Hinge Strap, 3 1/4" x 24"
OHS329	= Ornamental Hinge Strap, 3 1/4" x 29"
OHS332	= Ornamental Hinge Strap, 3 1/4" x 32"
OHS348	= Ornamental Hinge Strap, 3 1/4" x 48"
OHS375	= Ornamental Hinge Strap, 2 1/2" x 3 7/8"
OHS414S	= Ornamental Hinge Strap, 4" x 14"
OHS423S	= Ornamental Hinge Strap, 4" x 23"
OHS627S	= Ornamental Hinge Strap, 6" x 27"
OHS629S	= Ornamental Hinge Strap, 6" x 29"
OHS634S	= Ornamental Hinge Strap, 6" x 34"
OHS640S	= Ornamental Hinge Strap, 6" x 40"

### Door Corner Brackets

DCT200	= Door Corner Bracket, 2" x 2"
DCT300	= Door Corner Bracket, 3" x 3"
DCT600	= Door Corner Bracket, 6" x 6"

### Kick Plates

KP434	= Kick Plate, 4" x 34"
KP526	= Kick Plate, 5" x 26"
KP528	= Kick Plate, 5" x 28"
KP538	= Kick Plate, 5" x 38"
KP628	= Kick Plate, 6" x 28"
KP631	= Kick Plate, 6" x 31"
KP634	= Kick Plate, 6" x 34"
KP726	= Kick Plate, 7" x 26"
KP731	= Kick Plate, 7" x 31"
KP740	= Kick Plate, 7" x 40"
KP822	= Kick Plate, 8" x 22"
KP824	= Kick Plate, 8" x 24"
KP828	= Kick Plate, 8" x 28"
KP834	= Kick Plate, 8" x 34"
KP836*	= Kick Plate, 8" x 36"
KP840	= Kick Plate, 8" x 40"
KP842	= Kick Plate, 8" x 42"
KP844	= Kick Plate, 8" x 44"
KP846	= Kick Plate, 8" x 46"
KP1035*	= Kick Plate, 10" x 35"
KP1039	= Kick Plate, 10 1/2" x 39 1/2"
KP1234	= Kick Plate, 12" x 34"
KP1240	= Kick Plate, 12" x 40"
KP1242.5	= Kick Plate, 12" x 42 1/2"

\*Kick Plates without beveled edge

### Door Clavos

DC1	= Door Clavos, 1 1/4" x 1 1/4"
DC2	= Door Clavos, 7/8" x 7/8"
DC3	= Door Clavos, 1 1/4" Round
DC4	= Door Clavos, 1 3/4" Round
DC5	= Door Clavos, 3/8" x 3/8"
DC6	= Door Clavos, 1 1/4" x 1 1/4"
DC7	= Door Clavos, 7/8" x 7/8"
DC8	= Door Clavos, 2" x 2"

### Door Stops

DS101	= Door Stop—Baseboard, 3 7/16"
DS141	= Door Stop—Baseboard, 4 7/16"
DS201	= Door Stop—Floor, 2 1/2"
DS205	= Door Stop—Magnetic, 2 1/2"
DS230	= Door Stop—Floor, 2 1/2"
DS235	= Door Stop—Magnetic, 2 1/2"
DSH201	= Door Stop—Holder, 5 1/16"
DSH301	= Door Stop—Holder, 3 15/16"
DSH401	= Door Stop—Wedge, 5"
DSH205	= Door Stop—Magnetic, 2 1/4"
DSH235	= Door Stop—Magnetic, 3"

### Slide Locks

SL230	= Slide Lock, 3 1/4"
-------	----------------------

### Flush Bolts

FB112	= Flush Bolt, 12"
FB118	= Flush Bolt, 18"
FB124	= Flush Bolt, 24"
FB130	= Flush Bolt, 30"

### Door Guards

DG1	= Door Guard
-----	--------------

### Keypad Entry System

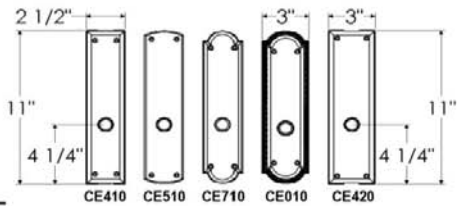
KEY400	= 3 1/2" x 4 5/8" Rect
KEY300	= 3 1/2" x 4 5/8" Stepped
KEY200	= 3 1/2" x 4 5/8" Metro
KEY700	= 3 1/2" x 5 3/4" Arched
KEY500	= 3 1/2" x 4 5/8" Curved

### Door Track System

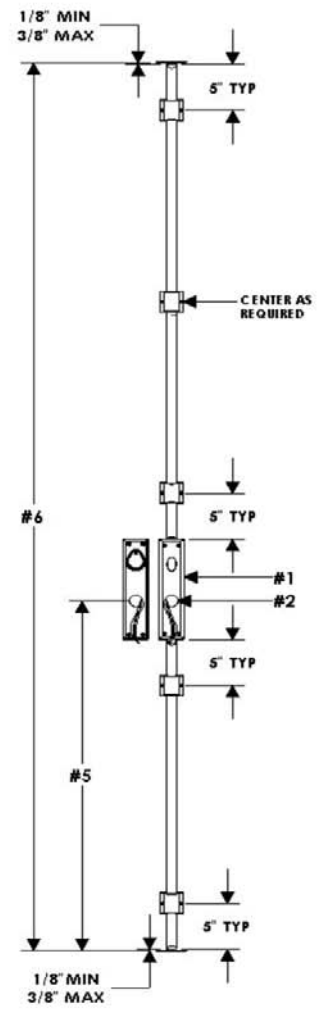
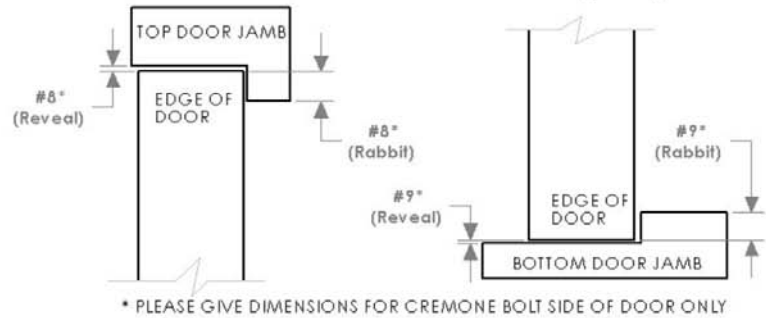
TRK100	= 102" Single Track
TRK110	= 149 1/4" Double Track

### Cremone Bolt Information

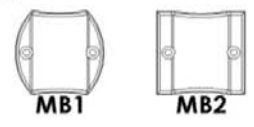
- 1. Escutcheon \_\_\_\_\_  
(ex. CE410, CE710)
- 2. Lever Style \_\_\_\_\_  
(ex. L135, L130)
- 3. Handing \_\_\_\_\_  
(L, R, LR,RR)



- 4. Cremone bolt to be mounted on double doors? Yes No
- 5. Lever Height From Top Face of Strike (see sketch) \_\_\_\_\_  
(Inches)
- 6. Strike to Strike Distance (see sketch) \_\_\_\_\_  
(Inches)
- 7. Door Height \_\_\_\_\_  
(Inches)
- 8. Top of Door Reveal or Rabbit (see sketch) \_\_\_\_\_  
(Inches)
- 9. Bottom of Door Reveal or Rabbit (see sketch) \_\_\_\_\_  
(Inches)



- 10. Mounting Bracket Style \_\_\_\_\_  
(ex. MB1 or MB2)



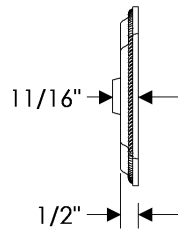
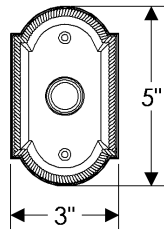
- 10. Strike Style \_\_\_\_\_  
(ex. SB1, SB2AS, or SB2MS)



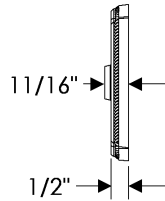
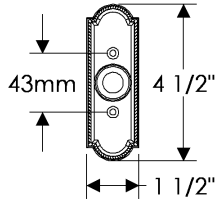
**Guidelines & Notes:**

1. Cremone bolt throw on either end is 7/8".
2. Lever position will be vertical in the unlocked position (as shown) and horizontal in the locked position.
3. Locking double door configuration is as follows: active panel-cremone is operated by lever on either side. Inactive panel-cremone is operated by interior lever only (exterior lever dummied). The deadbolt locks active panel to inactive panel. Cremone bolts act independently of deadbolt latch.
4. Please verify dimensions of cremone bolt  
(ex. Bolt on Interior of inswing door: #5 [Strike to Strike] = #6 [Door Height] + #8 [Reveal] + #9 [Reveal])  
(ex. Bolt on Interior of outswing door: #5 [Strike to Strike] = #6 [Door Height] + #8 [Rabbit] + #9 [Rabbit])
5. Lever height and escutcheon thickness are unique to Cremone escutcheon.

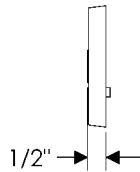
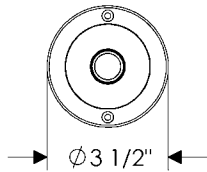
**Escutcheons available for Door Accessory combinations**



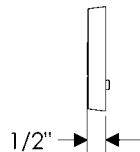
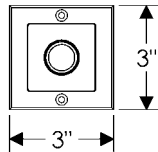
**E005 Ellis Escutcheon**  
3" x 5"



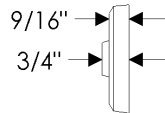
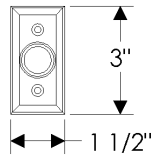
**EW005 Ellis Escutcheon**  
1 1/2" x 4 1/2"



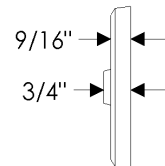
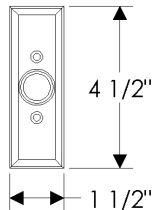
**E101 Round Designer Escutcheon**  
3 1/2"  
\* Requires leather or texture choice.



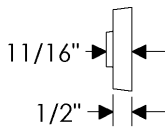
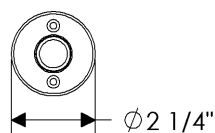
**E103 Square Designer Escutcheon**  
3" x 3"  
\* Requires leather or texture choice.



**EW105 Rectangular Escutcheon**  
1 1/2" x 3"

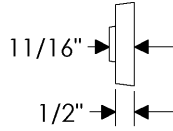
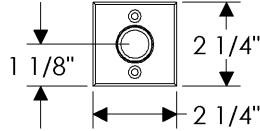
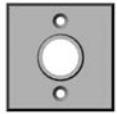


**EW108 Rectangular Escutcheon**  
1 1/2" x 4 1/2"

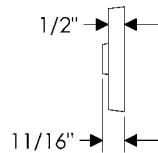
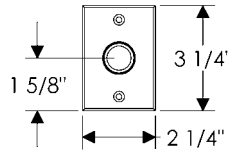


**E201 Round Metro Escutcheon**  
2 1/4"

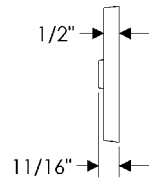
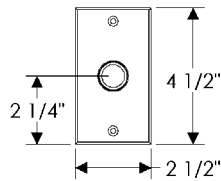

Escutcheons available for Door Accessory combinations



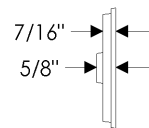
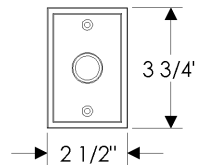

**E204 Square Metro Escutcheon**  
2 1/4" x 2 1/4"



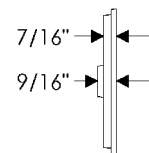
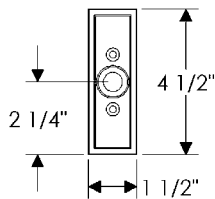
**E205 Metro Escutcheon**  
2 1/4" x 3 1/4"



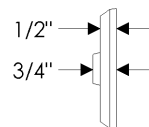
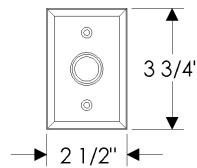

**E236 Metro Escutcheon**  
2 1/2" x 4 1/2"



**E300 Stepped Escutcheon**  
2 1/2" x 3 3/4"

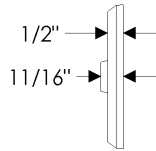
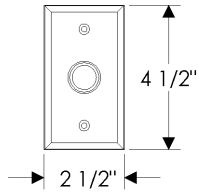



**EW308 Stepped Escutcheon**  
1 1/2" x 4 1/2"

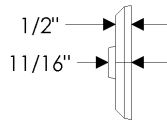
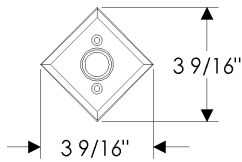



**E400 Rectangular Escutcheon**  
2 1/2" x 3 3/4"

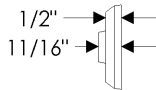
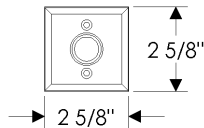

**Escutcheons available for Door Accessory combinations**



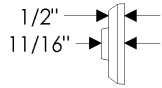
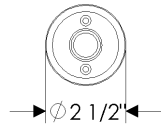
**E414 Rectangular Escutcheon**  
2 1/2" x 4 1/2"



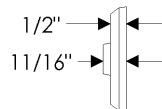
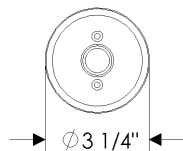

**E415 Diamond Escutcheon**  
3 9/16" x 3 9/16"



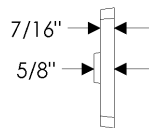
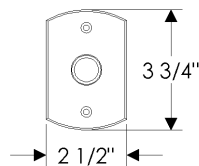

**E416 Square Escutcheon**  
2 5/8" x 2 5/8"



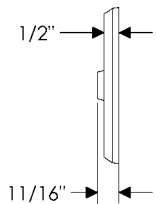
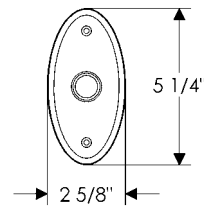

**E417 Round Escutcheon**  
2 1/2"



**E418 Round Escutcheon**  
3 1/4"

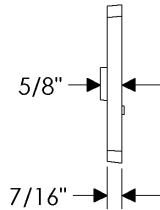
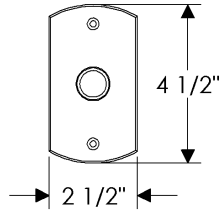



**E500 Curved Escutcheon**  
2 1/2" x 3 3/4"

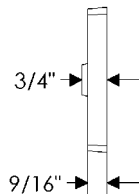
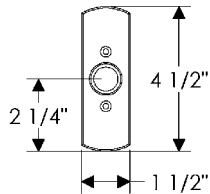


**E501 Oval Escutcheon**  
2 5/8" x 5 1/4"

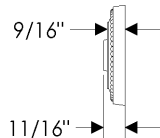
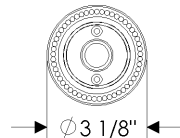
Escutcheons available for Door Accessory combinations



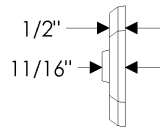
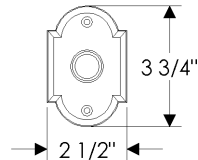
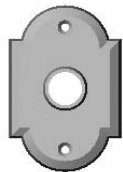
**E504 Curved Escutcheon**  
2 1/2" x 4 1/2"



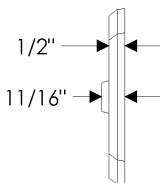
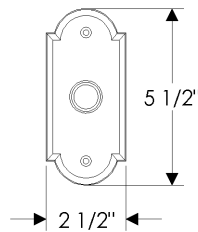

**EW508 Curved Escutcheon**  
1 1/2" x 4 1/2"



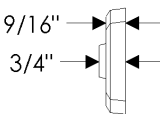
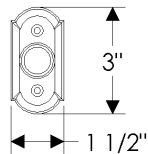
**E589 Maddox Escutcheon**  
3 1/8"



**E700 Arched Escutcheon**  
2 1/2" x 3 3/4"



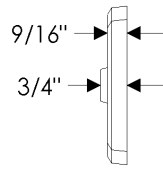
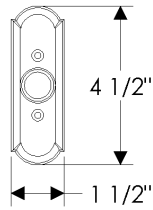
**E701 Arched Escutcheon**  
2 1/2" x 5 1/2"



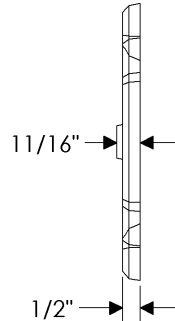
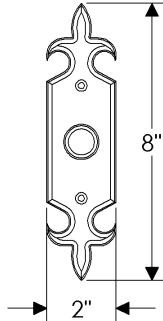
**EW705 Arched Escutcheon**  
1 1/2" x 3"



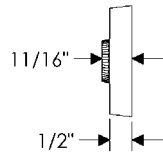
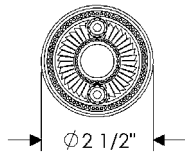
**Escutcheons available for Door Accessory combinations**



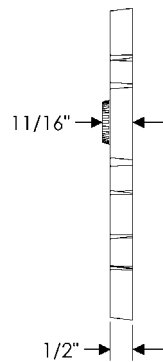
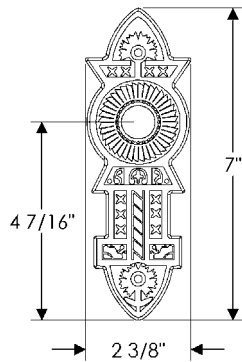
**EW708 Arched Escutcheon**  
1 1/2" x 4 1/2"



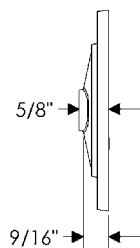
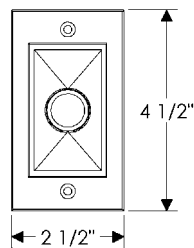
**E828 Fleur de Lis Escutcheon**  
2" x 8"



**E10820 Briggs Escutcheon**  
2 1/2"



**E10800 Briggs Escutcheon**  
2 3/8" x 7"




**E21005 Mack Escutcheon**  
2 1/2" x 4 1/2"

- All finishes are priced the same.
- Product is shown with E417 Round Escutcheon for illustration purposes only. Refer to pages M 1–M 5 for escutcheon styles and specifications.
- Specify escutcheon style, metal, leather or texture, and patina.
- These escutcheons (E101 and E103) require a leather or texture choice. Please refer to page Mi for leather and texture options, visit our website, or brochure for details.

**Door Bell Buttons**

**ESCUTCHEON OPTIONS**



**DBB Door Bell Button**

with <b>EW005 Ellis</b> Escutcheon	
1 1/2" x 4 1/2" .....	\$ 120.00
with <b>E005 Ellis</b> Escutcheon	
3" x 5" .....	\$ 151.00
with <b>E101 Designer</b> Escutcheon*	
3 1/2" .....	\$ 248.00
with <b>E103 Designer</b> Escutcheon*	
3" x 3" .....	\$ 222.00
with <b>EW105 Rectangular</b> Escutcheon	
1 1/2" x 3" .....	\$ 60.00
with <b>EW108 Rectangular</b> Escutcheon	
1 1/2" x 4 1/2" .....	\$ 69.00
with <b>E201 Round Metro</b> Escutcheon	
2 1/4" .....	\$ 75.00
with <b>E202 Round Metro</b> Escutcheon	
3 1/2" .....	\$ 96.00
with <b>E204 Square Metro</b> Escutcheon	
2 1/4" x 2 1/4" .....	\$ 77.00
with <b>E205 Metro</b> Escutcheon	
2 1/4" x 3 1/4" .....	\$ 82.00
with <b>E236 Metro</b> Escutcheon	
2 1/2" x 4 1/2" .....	\$ 82.00
with <b>E300 Stepped</b> Escutcheon	
2 1/2" x 3 3/4" .....	\$ 79.00
with <b>EW308 Stepped</b> Escutcheon	
1 1/2" x 4 1/2" .....	\$ 69.00
with <b>E400 Rectangular</b> Escutcheon	
2 1/2" x 3 3/4" .....	\$ 79.00
with <b>E414 Rectangular</b> Escutcheon	
2 1/2" x 4 1/2" .....	\$ 82.00
with <b>E415 Diamond</b> Escutcheon	
3 9/16" x 3 9/16" .....	\$ 77.00

with <b>E416 Square</b> Escutcheon	
2 5/8" x 2 5/8" .....	\$ 77.00
with <b>E417 Round</b> Escutcheon	
2 1/2" .....	\$ 75.00
with <b>E418 Round</b> Escutcheon	
3 1/4" .....	\$ 85.00
with <b>E500 Curved</b> Escutcheon	
2 1/2" x 3 3/4" .....	\$ 79.00
with <b>E501 Oval</b> Escutcheon	
2 5/8" x 5 1/4" .....	\$ 87.00
with <b>E504 Curved</b> Escutcheon	
2 1/2" x 4 1/2" .....	\$ 82.00
with <b>EW508 Curved</b> Escutcheon	
1 1/2" x 4 1/2" .....	\$ 69.00
with <b>E589 Maddox</b> Escutcheon	
3 1/8" .....	\$ 120.00
with <b>E700 Arched</b> Escutcheon	
2 1/2" x 3 3/4" .....	\$ 79.00
with <b>E701 Arched</b> Escutcheon	
2 1/2" x 5 1/2" .....	\$ 107.00
with <b>EW705 Arched</b> Escutcheon	
1 1/2" x 3" .....	\$ 60.00
with <b>EW708 Arched</b> Escutcheon	
1 1/2" x 4 1/2" .....	\$ 69.00
with <b>E828 Fleur de Lis</b> Escutcheon	
2" x 8" .....	\$ 118.00
with <b>E10820 Briggs</b> Escutcheon	
2 1/2" .....	\$ 75.00
with <b>E10800 Briggs</b> Escutcheon	
2 3/8" x 7" .....	\$ 118.00
with <b>E21005 Mack</b> Escutcheon	
2 1/2" x 4 1/2" .....	\$ 82.00

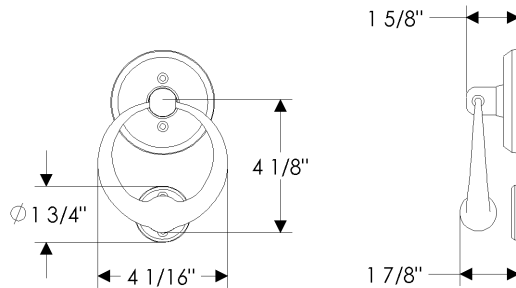
\*Require leather or texture choices.

- All finishes are priced the same.
- Combination shown with E418 Round Escutcheon for illustration purposes only. Refer to pages M 1–M 5 for escutcheon styles and specifications.
- Specify escutcheon style, metal, leather or texture, and patina.
- These escutcheons (E101 and E103) require a leather or texture choice. Please refer to page Mi for leather and texture options, visit our website, or brochure for details.

**Door Knockers**

**ESCUTCHEON OPTIONS**

**DK4 4" Ring**



**DK4 4" Ring**

with <b>E101 Designer</b> Escutcheon*	
3 1/2" .....	\$ 405.00
with <b>E103 Designer</b> Escutcheon*	
3" x 3" .....	\$ 386.00
with <b>E201 Round Metro</b> Escutcheon	
2 1/4" .....	\$ 240.00
with <b>E202 Round Metro</b> Escutcheon	
3 1/2" .....	\$ 261.00
with <b>E204 Square Metro</b> Escutcheon	
2 1/4" x 2 1/4" .....	\$ 242.00
with <b>E205 Metro</b> Escutcheon	
2 1/4" x 3 1/4" .....	\$ 247.00
with <b>E236 Metro</b> Escutcheon	
2 1/2" x 4 1/2" .....	\$ 247.00
with <b>E300 Stepped</b> Escutcheon	
2 1/2" x 3 3/4" .....	\$ 244.00
with <b>E400 Rectangular</b> Escutcheon	
2 1/2" x 3 3/4" .....	\$ 244.00
with <b>E414 Rectangular</b> Escutcheon	
2 1/2" x 4 1/2" .....	\$ 247.00
with <b>E415 Diamond</b> Escutcheon	
3 9/16" x 3 9/16" .....	\$ 242.00
with <b>E416 Square</b> Escutcheon	
2 5/8" x 2 5/8" .....	\$ 242.00
with <b>E417 Round</b> Escutcheon	
2 1/2" .....	\$ 240.00

with <b>E418 Round</b> Escutcheon	
3 1/4" .....	\$ 250.00
with <b>E500 Curved</b> Escutcheon	
2 1/2" x 3 3/4" .....	\$ 244.00
with <b>E504 Curved</b> Escutcheon	
2 1/2" x 4 1/2" .....	\$ 247.00
with <b>E589 Maddox</b> Escutcheon	
3 1/8" .....	\$ 285.00
with <b>E700 Arched</b> Escutcheon	
2 1/2" x 3 3/4" .....	\$ 244.00
with <b>E10820 Briggs</b> Escutcheon	
2 1/2" .....	\$ 240.00
with <b>E21005 Mack</b> Escutcheon	
2 1/2" x 4 1/2" .....	\$ 247.00

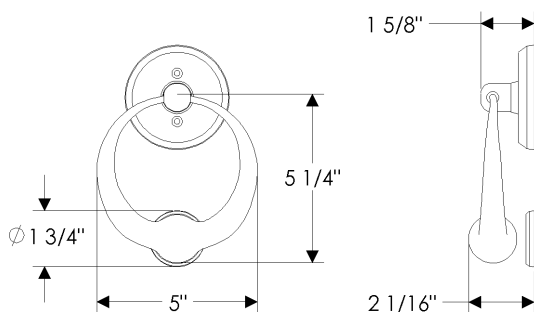
\* Require leather or texture choices.

- All finishes are priced the same.
- Combination shown with E418 Round Escutcheon for illustration purposes only. Refer to pages M 1–M 5 for escutcheon styles and specifications.
- Specify escutcheon style, metal, leather or texture, and patina.
- These escutcheons (E101 and E103) require a leather or texture choice. Please refer to page Mi for leather and texture options, visit our website, or brochure.

**Door Knockers**

ESCUTCHEON OPTIONS

**DK5 5" Ring**



**DK5 5" Ring**

with <b>E005 Ellis</b> Escutcheon 3" x 5" .....	\$ 333.00
with <b>E101 Designer</b> Escutcheon* 3 1/2" .....	\$ 421.00
with <b>E103 Designer</b> Escutcheon* 3" x 3" .....	\$ 403.00
with <b>E201 Round Metro</b> Escutcheon 2 1/4" .....	\$ 257.00
with <b>E202 Round Metro</b> Escutcheon 3 1/2" .....	\$ 278.00
with <b>E204 Square Metro</b> Escutcheon 2 1/4" x 2 1/4" .....	\$ 259.00
with <b>E205 Metro</b> Escutcheon 2 1/4" x 3 1/4" .....	\$ 264.00
with <b>E236 Metro</b> Escutcheon 2 1/2" x 4 1/2" .....	\$ 264.00
with <b>E300 Stepped</b> Escutcheon 2 1/2" x 3 3/4" .....	\$ 261.00
with <b>E400 Rectangular</b> Escutcheon 2 1/2" x 3 3/4" .....	\$ 261.00
with <b>E414 Rectangular</b> Escutcheon 2 1/2" x 4 1/2" .....	\$ 264.00
with <b>E415 Diamond</b> Escutcheon 3 9/16" x 3 9/16" .....	\$ 259.00

with <b>E416 Square</b> Escutcheon 2 5/8" x 2 5/8" .....	\$ 259.00
with <b>E417 Round</b> Escutcheon 2 1/2" .....	\$ 257.00
with <b>E418 Round</b> Escutcheon 3 1/4" .....	\$ 267.00
with <b>E500 Curved</b> Escutcheon 2 1/2" x 3 3/4" .....	\$ 261.00
with <b>E501 Oval</b> Escutcheon 2 5/8" x 5 1/4" .....	\$ 269.00
with <b>E504 Curved</b> Escutcheon 2 1/2" x 4 1/2" .....	\$ 264.00
with <b>E589 Maddox</b> Escutcheon 3 1/8" .....	\$ 302.00
with <b>E700 Arched</b> Escutcheon 2 1/2" x 3 3/4" .....	\$ 261.00
with <b>E701 Arched</b> Escutcheon 2 1/2" x 5 1/2" .....	\$ 289.00
with <b>E10820 Briggs</b> Escutcheon 2 1/2" .....	\$ 257.00
with <b>E21005 Mack</b> Escutcheon 2 1/2" x 4 1/2" .....	\$ 264.00

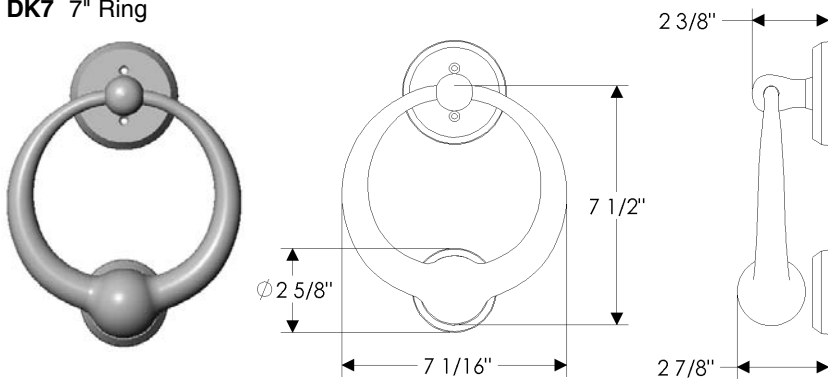
\* Require leather or texture choices.

- All finishes are priced the same.
- Combination shown with E418 Round Escutcheon for illustration purposes only. Refer to pages M 1–M 5 for escutcheon styles and specifications.
- Specify escutcheon style, metal, leather or texture, and patina.
- These escutcheons (E101 and E103) require a leather or texture choice. Please refer to page Mi for leather and texture options, visit our website, or brochure for details.

**Door Knockers**

**ESCUTCHEON OPTIONS**

**DK7 7" Ring**



**DK7 7" Ring**

with <b>E005 Ellis</b> Escutcheon 3" x 5" .....	\$ 503.00
with <b>E101 Designer</b> Escutcheon* 3 1/2" .....	\$ 591.00
with <b>E103 Designer</b> Escutcheon* 3" x 3" .....	\$ 573.00
with <b>E201 Round Metro</b> Escutcheon 2 1/4" .....	\$ 427.00
with <b>E202 Round Metro</b> Escutcheon 3 1/2" .....	\$ 448.00
with <b>E204 Square Metro</b> Escutcheon 2 1/4" x 2 1/4" .....	\$ 429.00
with <b>E205 Metro</b> Escutcheon 2 1/4" x 3 1/4" .....	\$ 434.00
with <b>E300 Stepped</b> Escutcheon 2 1/2" x 3 3/4" .....	\$ 431.00
with <b>E236 Metro</b> Escutcheon 2 1/2" x 4 1/2" .....	\$ 434.00
with <b>E400 Rectangular</b> Escutcheon 2 1/2" x 3 3/4" .....	\$ 431.00
with <b>E414 Rectangular</b> Escutcheon 2 1/2" x 4 1/2" .....	\$ 434.00
with <b>E415 Diamond</b> Escutcheon 3 9/16" x 3 9/16" .....	\$ 429.00

with <b>E416 Square</b> Escutcheon 2 5/8" x 2 5/8" .....	\$ 429.00
with <b>E417 Round</b> Escutcheon 2 1/2" .....	\$ 427.00
with <b>E418 Round</b> Escutcheon 3 1/4" .....	\$ 437.00
with <b>E500 Curved</b> Escutcheon 2 1/2" x 3 3/4" .....	\$ 431.00
with <b>E501 Oval</b> Escutcheon 2 5/8" x 5 1/4" .....	\$ 439.00
with <b>E504 Curved</b> Escutcheon 2 1/2" x 4 1/2" .....	\$ 434.00
with <b>E589 Maddox</b> Escutcheon 3 1/8" .....	\$ 472.00
with <b>E700 Arched</b> Escutcheon 2 1/2" x 3 3/4" .....	\$ 431.00
with <b>E701 Arched</b> Escutcheon 2 1/2" x 5 1/2" .....	\$ 459.00
with <b>E10820 Briggs</b> Escutcheon 2 1/2" .....	\$ 427.00
with <b>E10800 Briggs</b> Escutcheon 2 3/8" x 7" .....	\$ 465.00
with <b>E21005 Mack</b> Escutcheon 2 1/2" x 4 1/2" .....	\$ 434.00

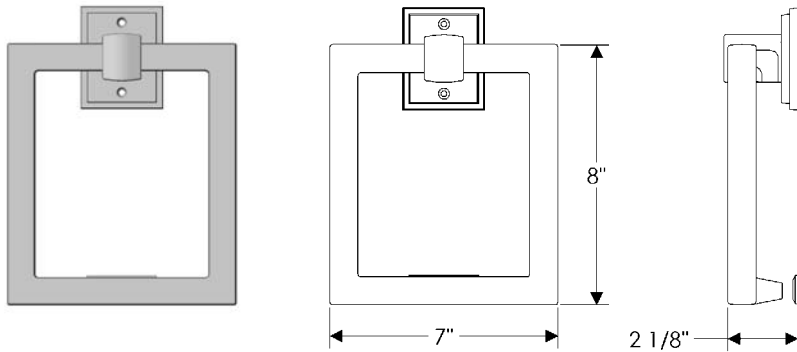
\* Require leather or texture choices.

- All finishes are priced the same.
- DK8 shown with IP318 Stepped Escutcheon for illustration purposes only. Refer to Section B for escutcheon specifications. DK12 available with Round Escutcheon only.
- Specify escutcheon style, metal and patina.

**Door Knockers**

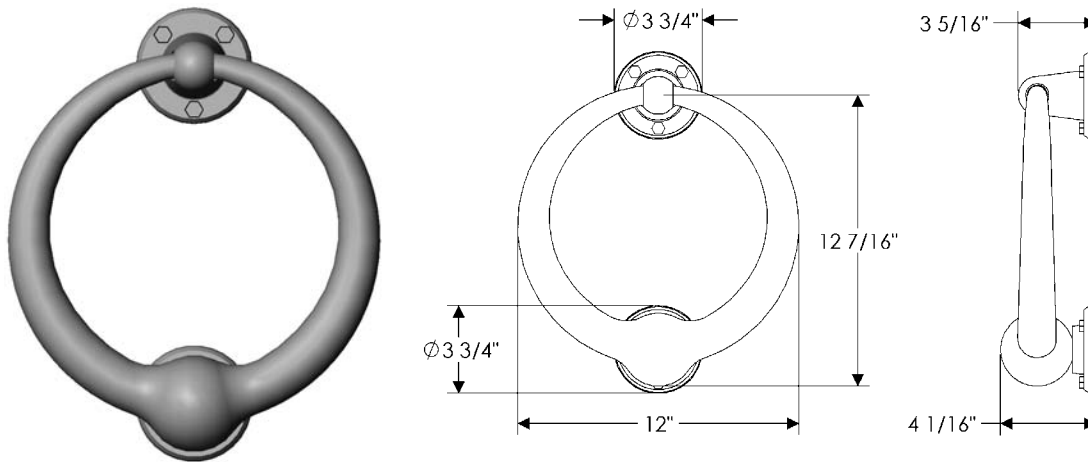
**ESCUTCHEON OPTIONS**

**DK8 8" Square**



<b>IP014 Ellis</b> Escutcheon	3" x 3 3/4" . . . . .	\$ 456.00
<b>IP214 Metro</b> Escutcheon	2 1/4" x 3 1/4" . . . . .	\$ 402.00
<b>IP318 Stepped</b> Escutcheon	2 1/2" x 3 1/8" . . . . .	\$ 402.00
<b>IP415 Diamond</b> Escutcheon	3 9/16" x 3 9/16" . . . . .	\$ 402.00
<b>IP417 Round</b> Escutcheon	2 5/8" . . . . .	\$ 402.00
<b>IP418 Rectangular</b> Escutcheon	2 1/2" x 3" . . . . .	\$ 402.00
<b>IP512 Curved</b> Escutcheon	2 1/2" x 3 3/8" . . . . .	\$ 402.00
<b>IP580 Maddox</b> Escutcheon	2 3/8" x 3 5/16" . . . . .	\$ 425.00
<b>IP716 Arched</b> Escutcheon	2 1/2" x 3 3/4" . . . . .	\$ 402.00
<b>IP10800 Briggs</b> Escutcheon	2 1/2" x 5 1/8" . . . . .	\$ 425.00
<b>IP21014 Mack</b> Escutcheon	2 1/2" x 3 1/2" . . . . .	\$ 402.00

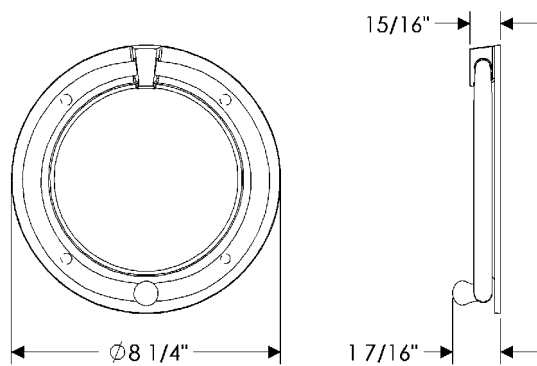
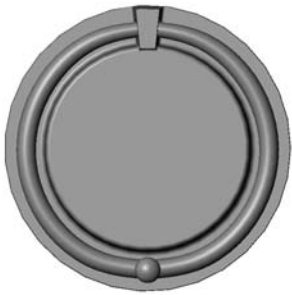
**DK12 12" Round**



<b>DK12 Round</b> Escutcheon	3 3/4" . . . . .	\$ 650.00
------------------------------	------------------	-----------

- All finishes are priced the same.
- DK825 available with Round escutcheon only.
- Specify metal and patina.

**Door Knockers**



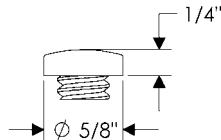
**DK825 Round Escutcheon**

8 1/4" ..... \$ 450.00

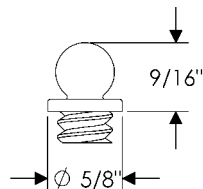
- Custom engraving available. Call for pricing.

- All finishes are priced the same.
- Specify metal and patina.
- Two caps are included with hinge. Priced individually for replacement.
- Finial Caps shown on this page are compatible with Concealed Bearing 5/8" Barrell Hinges shown on pages M13 and M14 with an "A" suffix.

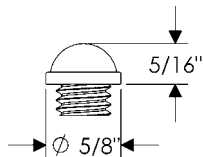
**Finial Caps—5/8" Barrel**



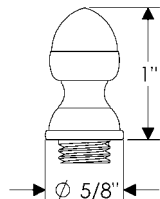
**CAP6 Small Standard Finial Cap**  
 / Each ..... \$ 33.00  
 / Pair ..... \$ 66.00



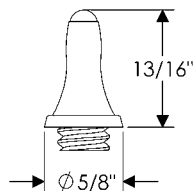
**CAP7 Small Ball Finial Cap**  
 / Each ..... \$ 33.00  
 / Pair ..... \$ 66.00



**CAP8 Small Dome Finial Cap**  
 / Each ..... \$ 33.00  
 / Pair ..... \$ 66.00



**CAP9 Small Acorn Finial Cap**  
 / Each ..... \$ 33.00  
 / Pair ..... \$ 66.00

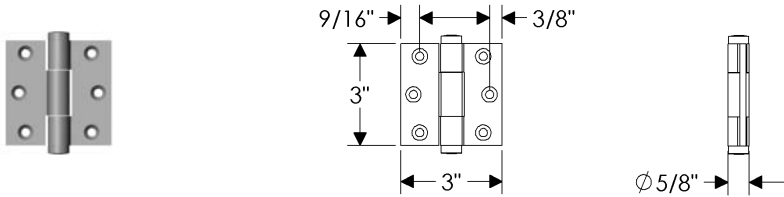


**CAP10 Small Steeple Finial Cap**  
 / Each ..... \$ 33.00  
 / Pair ..... \$ 66.00

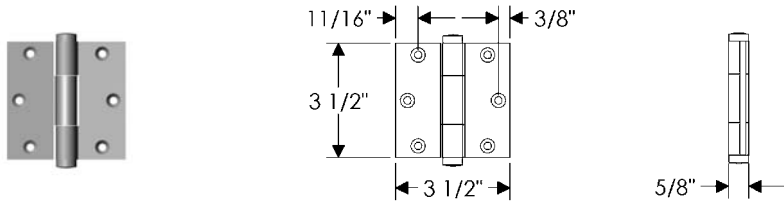


- All finishes are priced the same.
- Specify metal and patina.
- Price includes your choice of Finial Caps. See Finial specifications on page M12.
- Hinge leaf thickness is .1875. Unless otherwise specified.
- Each hinge is supplied with two 3" long and eight 1 1/4" long slotted screws. Flat-head Phillips screws available upon request.

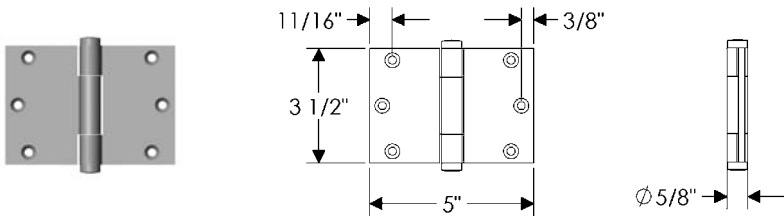
**Concealed Bearing Hinges—5/8" Barrel**



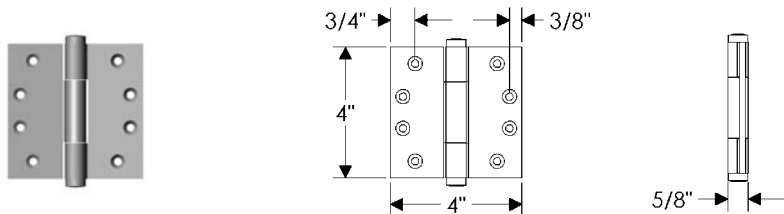
**HNG3A** Concealed Bearing Hinge  
3" x 3" / Each ..... \$ 141.00



**HNG3.5A** Concealed Bearing Hinge  
3 1/2" x 3 1/2" / Each ..... \$ 146.00



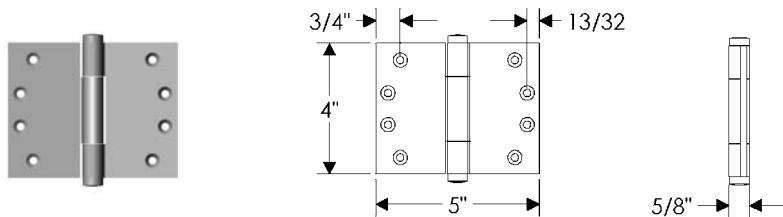
**HNGWT3.5x5A** Concealed Bearing Hinge  
3 1/2" x 5" / Each ..... \$ 155.00



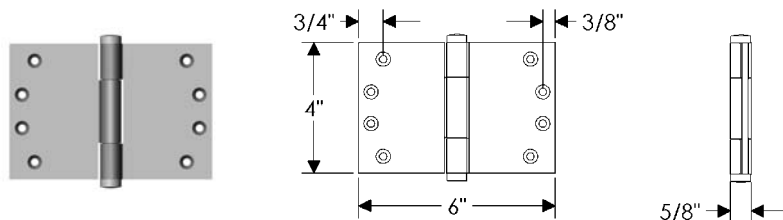
**HNG4A** Concealed Bearing Hinge  
4" x 4" / Each ..... \$ 149.00

- All finishes are priced the same.
- Specify metal and patina.
- Price includes your choice of Finial Caps. See Finial specifications on page M12.
- Hinge leaf thickness is .1875. Unless otherwise specified.
- Each hinge is supplied with two 3" long and eight 1 1/4" long slotted screws. Flat-head Phillips screws available upon request.

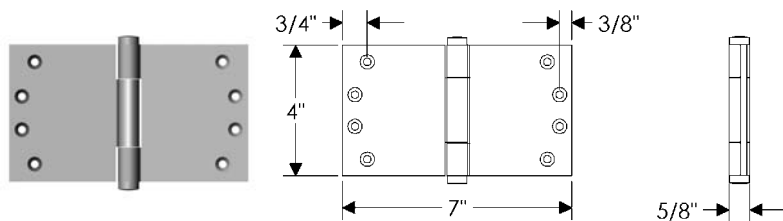
**Concealed Bearing Hinges—5/8" Barrel**



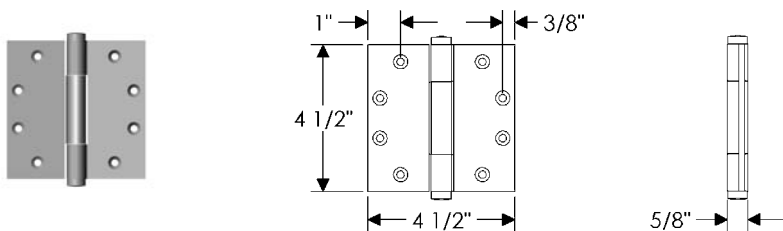
**HNGWT4x5A** Concealed Bearing Hinge  
4" x 5" / Each ..... \$ 154.00



**HNGWT4x6A** Concealed Bearing Hinge  
4" x 6" / Each ..... \$ 163.00



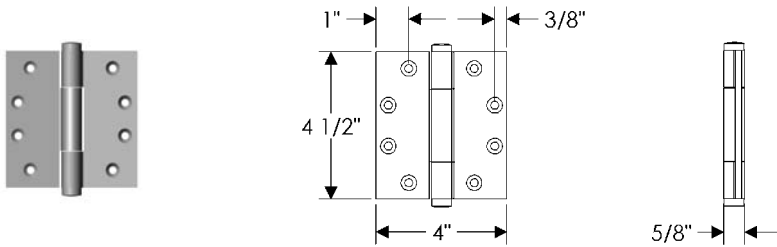
**HNGWT4x7A** Concealed Bearing Hinge  
4" x 7" / Each ..... \$ 187.00



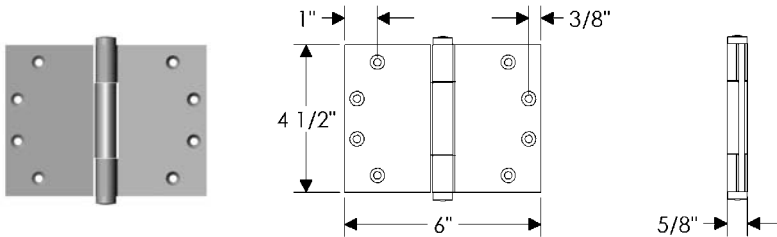
**HNG4.5A** Concealed Bearing Hinge  
4 1/2" x 4 1/2" / Each ..... \$ 150.00

- All finishes are priced the same.
- Specify metal and patina.
- Price includes your choice of Finial Caps. See Finial specifications on page M12.
- Hinge leaf thickness is .1875. Unless otherwise specified.
- Each hinge is supplied with two 3" long and eight 1 1/4" long slotted screws. Flat-head Phillips screws available upon request.

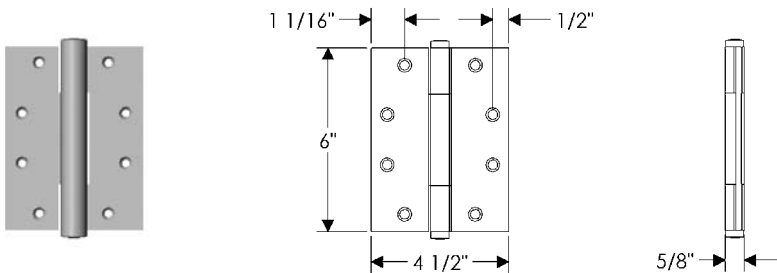
**Concealed Bearing Hinges—5/8" Barrel**



**HNG4.5x4A** Concealed Bearing Hinge  
4 1/2" x 4" / Each ..... \$ 152.00



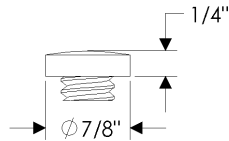
**HNGWT4.5x6A** Concealed Bearing Hinge  
4 1/2" x 6" / Each ..... \$ 174.00



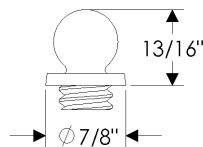
**HNG6x4.5A** Concealed Bearing Hinge  
6" x 4 1/2" / Each ..... \$ 174.00

- All finishes are priced the same.
- Specify metal and patina.
- Two caps are included with hinge. Priced individually for replacement.
- Finial Caps shown on this page are compatible with Concealed Bearing 7/8" Barrell Hinges shown on pages M16-M19.

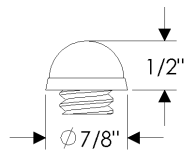
**Finial Caps—7/8" Barrel**



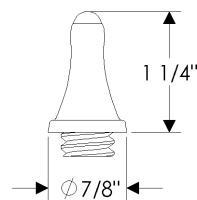
**CAP1 Standard Finial Cap**  
 / Each ..... \$ 33.00  
 / Pair ..... \$ 66.00



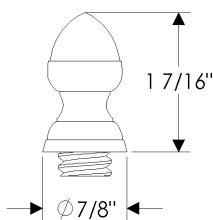
**CAP2 Ball Finial Cap**  
 / Each ..... \$ 33.00  
 / Pair ..... \$ 66.00



**CAP3 Dome Finial Cap**  
 / Each ..... \$ 33.00  
 / Pair ..... \$ 66.00



**CAP4 Steeple Finial Cap**  
 / Each ..... \$ 33.00  
 / Pair ..... \$ 66.00



**CAP5 Acorn Finial Cap**  
 / Each ..... \$ 33.00  
 / Pair ..... \$ 66.00

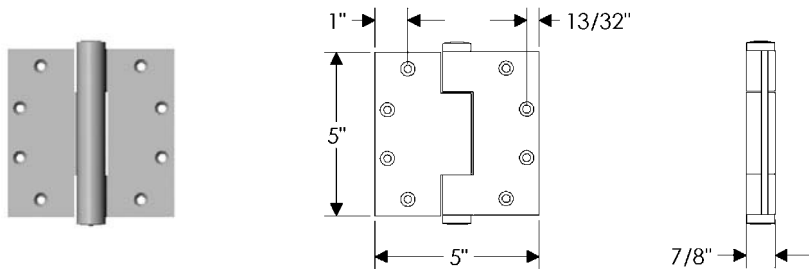
- All finishes are priced the same.
- Specify metal and patina.
- Price includes your choice of Finial Caps. See Finial specifications for examples on page M15.
- Hinge leaf thickness is .1875. Unless otherwise specified.
- Each hinge is supplied with two 3" long and eight 1 1/4" long slotted screws. Flat-head Phillips screws available upon request.

**Concealed Bearing Hinges—7/8" Barrel**

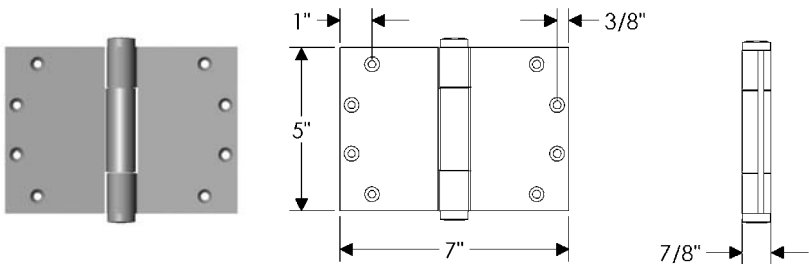
			<p><b>HNG3.5 Concealed Bearing Hinge</b> 3 1/2" x 3 1/2" / Each ..... \$ 146.00</p>
			<p><b>HNG4 Concealed Bearing Hinge</b> 4" x 4" / Each ..... \$ 149.00</p>
			<p><b>HNGWT4x5 Concealed Bearing Hinge</b> 4" x 5" / Each ..... \$ 154.00</p>
			<p><b>HNGWT4x6 Concealed Bearing Hinge</b> 4" x 6" / Each ..... \$ 163.00</p>
			<p><b>HNG4.5 Concealed Bearing Hinge</b> 4 1/2" x 4 1/2" / Each ..... \$ 150.00</p>

- All finishes are priced the same.
- Specify metal and patina.
- Price includes your choice of Finial Caps. See Finial specifications for examples on page M15.
- Hinge leaf thickness is .1875. Unless otherwise specified.
- Each hinge is supplied with two 3" long and eight 1 1/4" long slotted screws. Flat-head Phillips screws available upon request.

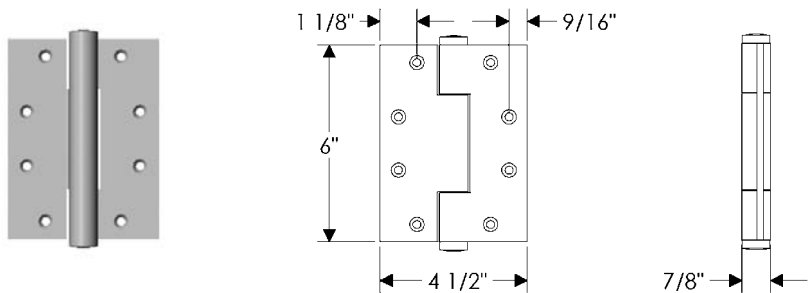
**Concealed Bearing Hinges—7/8" Barrel**



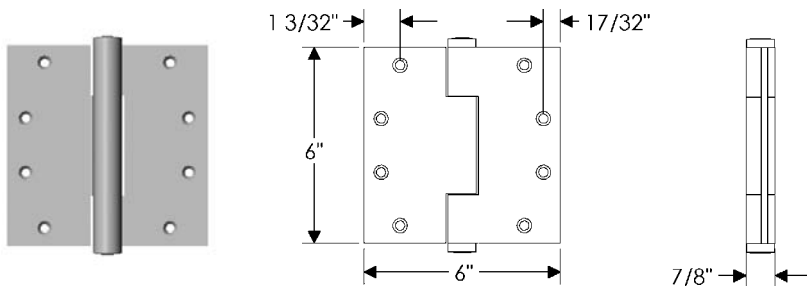
**HNG5** Concealed Bearing Hinge  
5" x 5" / Each ..... \$ 160.00



**HNGWT5x7** Concealed Bearing Hinge  
5" x 7" / Each ..... \$ 197.00



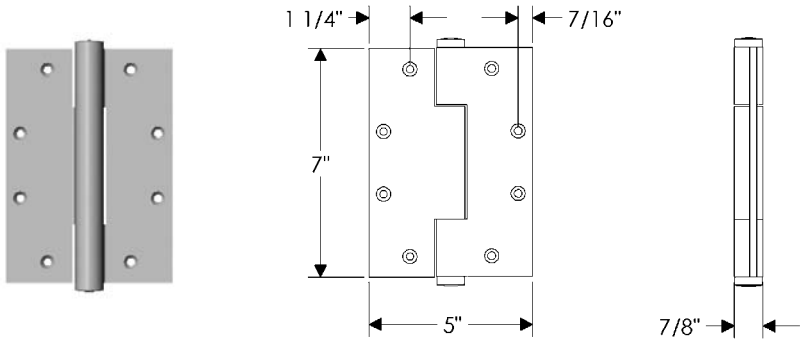
**HNG6x4.5** Concealed Bearing Hinge  
6" x 4 1/2" / Each ..... \$ 174.00  
• Hinge leaf thickness is .2



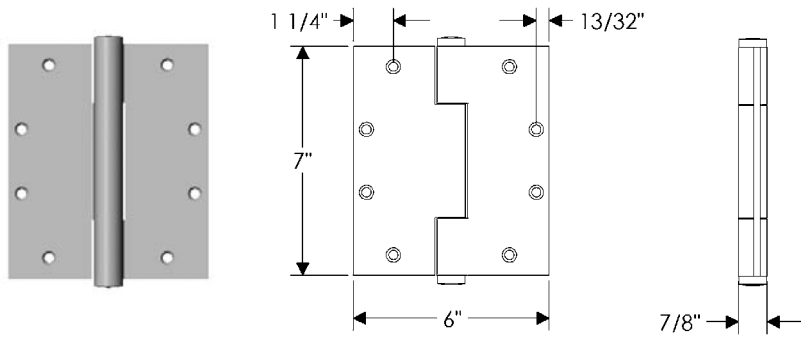
**HNG6** Concealed Bearing Hinge  
6" x 6" / Each ..... \$ 184.00

- All finishes are priced the same.
- Specify metal and patina.
- Price includes your choice of Finial Caps. See Finial specifications for examples on page M15.
- Hinge leaf thickness is .1875. Unless otherwise specified.
- Each hinge is supplied with two 3" long and eight 1 1/4" long slotted screws. Flat-head Phillips screws available upon request.

**Concealed Bearing Hinges—7/8" Barrel**



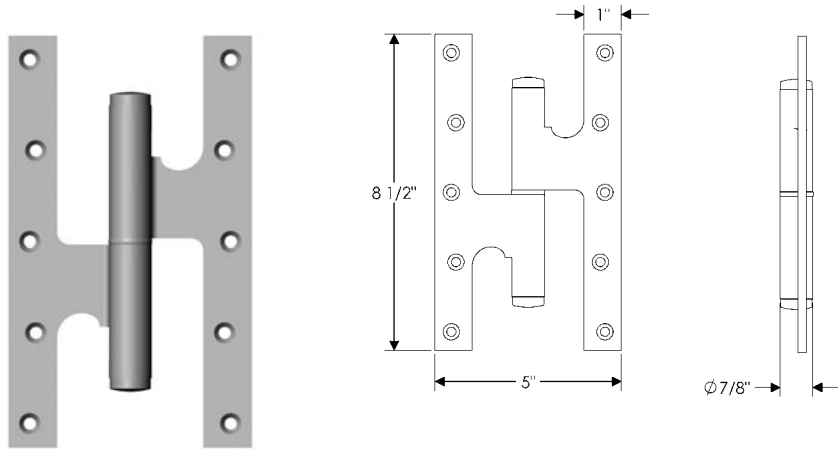
**HNG7x5** Concealed Bearing Hinge  
 7" x 5" / Each ..... \$ 180.00  
 • Hinge leaf thickness is .2100



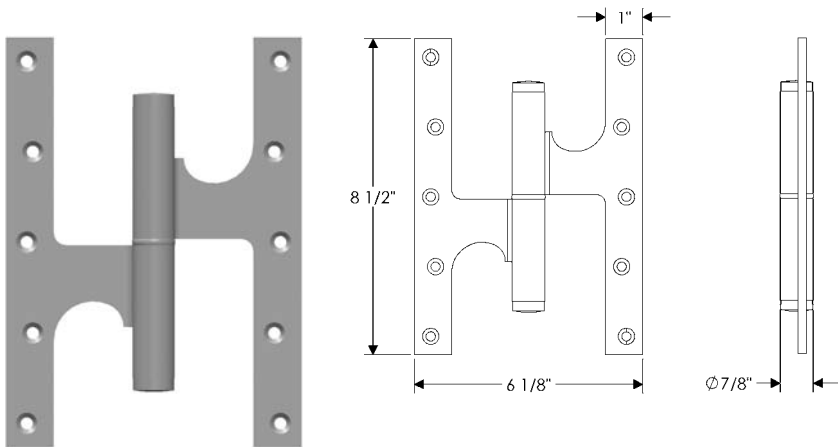
**HNG7x6** Concealed Bearing Hinge  
 7" x 6" / Each ..... \$ 192.00

- All finishes are priced the same.
- Specify metal, patina, and handing.
- Price includes your choice of Finial Caps. See Finial specifications for examples on page M15.
- Hinge leaf thickness is .2500" unless otherwise specified.
- Each hinge is supplied with two 3" long and ten 1 1/4" long slotted screws. Flat-head Phillips screws available upon request.

**Paumelle Hinge**



**PHNG8.5x5 Paumelle Hinge**  
 8 1/2" x 5" / Each ..... \$ 318.00  
 • Left hinge shown

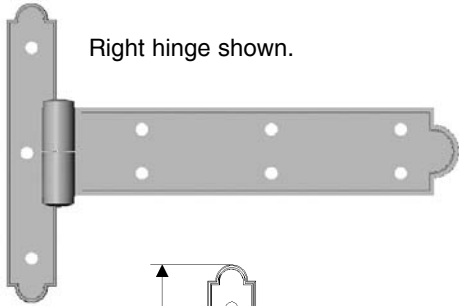


**PHNG8.5x6.125 Paumelle Hinge**  
 8 1/2" x 6 1/8" / Each ..... \$ 333.00  
 • Left hinge shown



- All finishes are priced the same.
- Specify metal, patina, and handing.

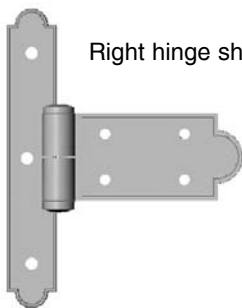
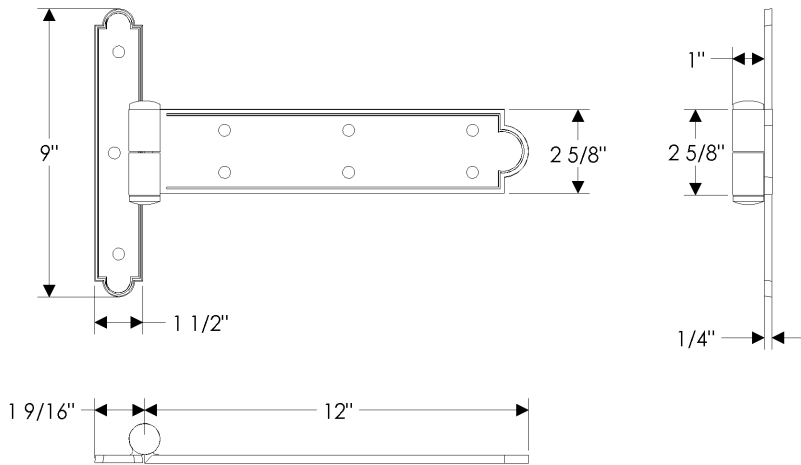
**Strap Hinges**



Right hinge shown.

**SHNG12** Strap Hinge, 12" . . . . . \$ 479.00

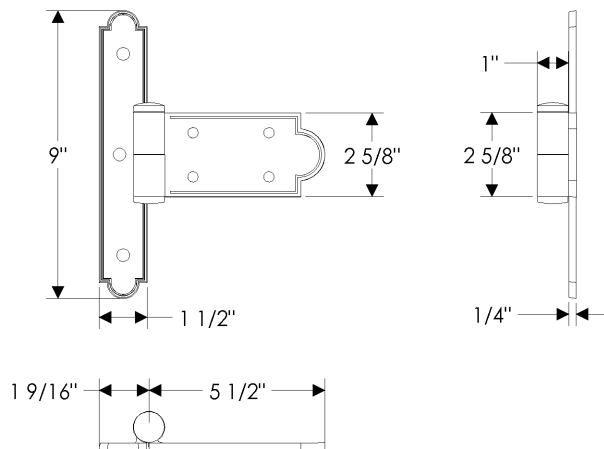
- Shipped with 1 1/2" Hexagonal-head lag bolts.



Right hinge shown.

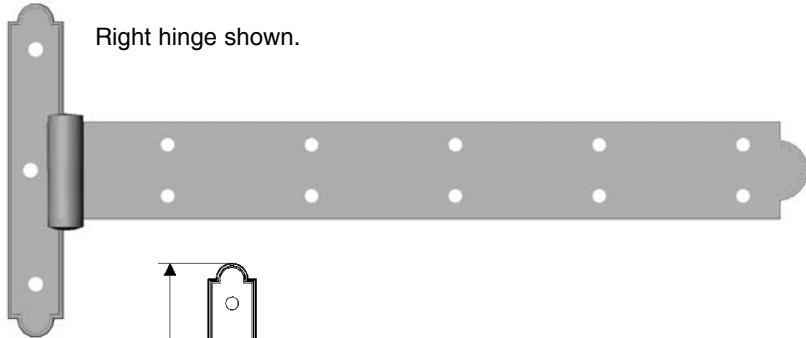
**SHNG5.5** Strap Hinge, 5 1/2" . . . . . \$ 394.00

- Shipped with 1 1/2" Hexagonal-head lag bolts.



- All finishes are priced the same.
- Specify metal, patina, and handing.

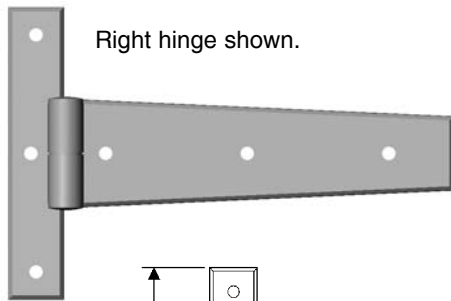
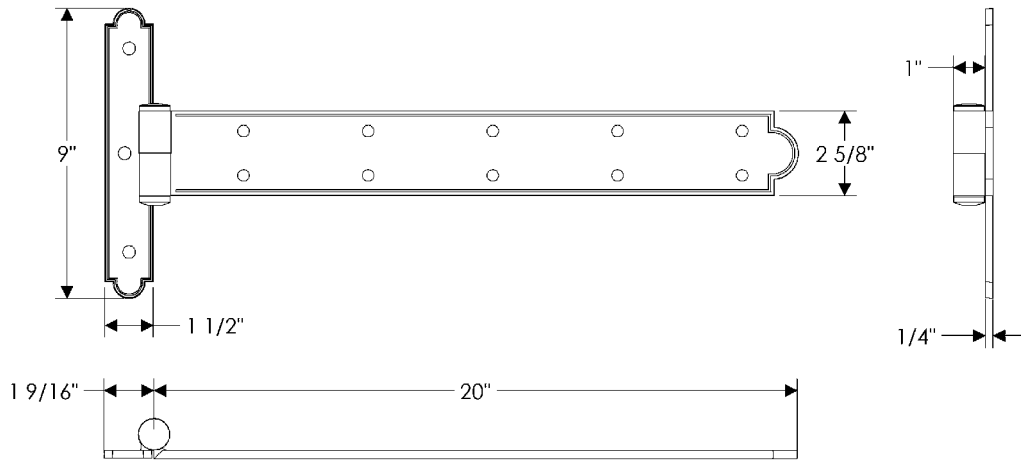
**Strap Hinges**



Right hinge shown.

**SHNG20** Strap Hinge, 20" . . . . . \$ 625.00

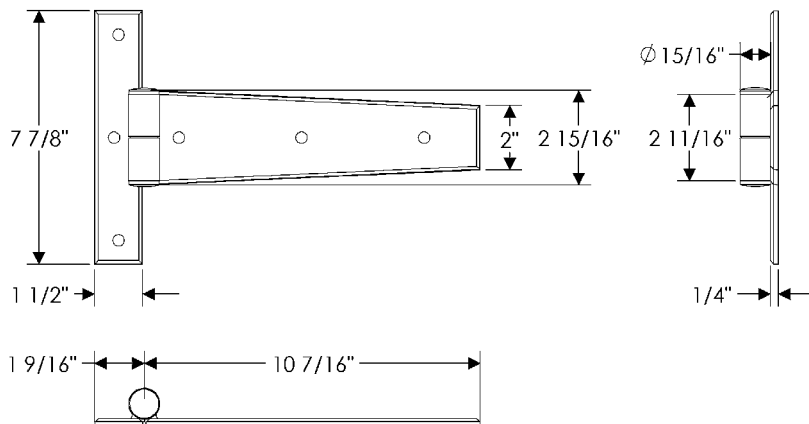
- Shipped with 1 1/2" Hexagonal-head lag bolts.



Right hinge shown.

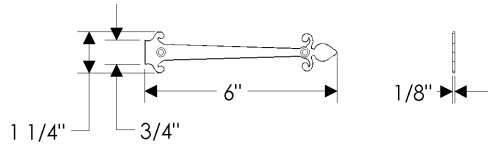
**SHNG105** Strap Hinge, 10 1/2" . . . . . \$ 479.00

- Shipped with 1 1/2" Hexagonal-head lag bolts.



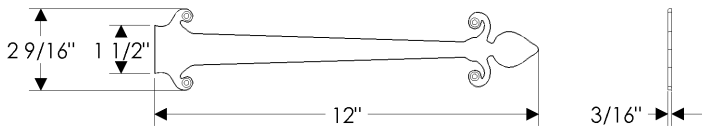
- All finishes are priced the same.
- Specify metal and patina.

**Ornamental Hinge Straps**



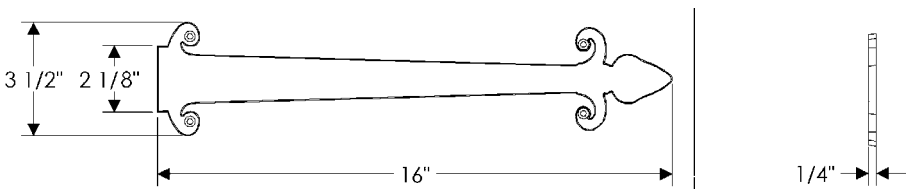
**OHS106** Ornamental Hinge Strap

6" ..... \$ 70.00



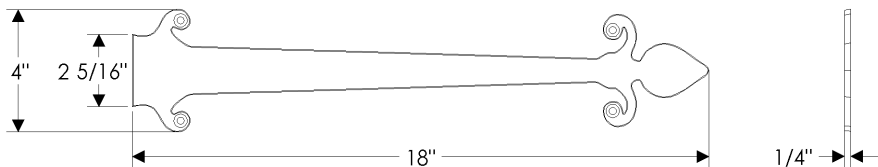
**OHS112** Ornamental Hinge Strap

12" ..... \$ 127.00



**OHS116** Ornamental Hinge Strap

16" ..... \$ 175.00

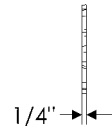



**OHS118** Ornamental Hinge Strap

18" ..... \$ 187.00

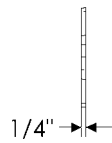
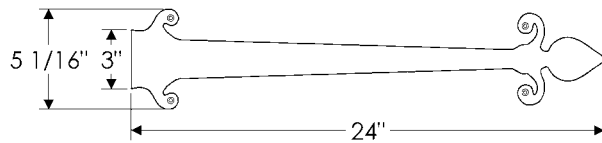

- All finishes are priced the same.
- Specify metal and patina.

**Ornamental Hinge Straps**



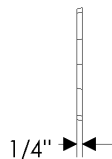
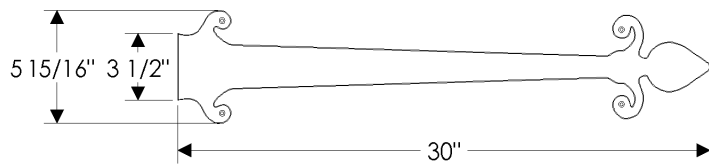

**OHS121** Ornamental Hinge Strap

21" ..... \$ 215.00



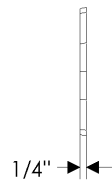
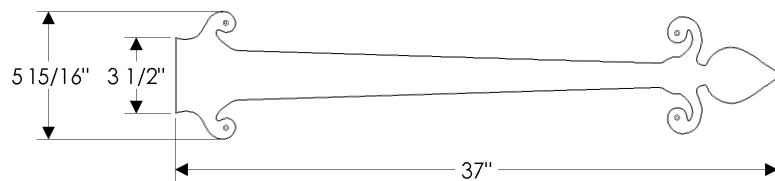

**OHS124** Ornamental Hinge Strap

24" ..... \$ 233.00



**OHS130** Ornamental Hinge Strap

30" ..... \$ 335.00

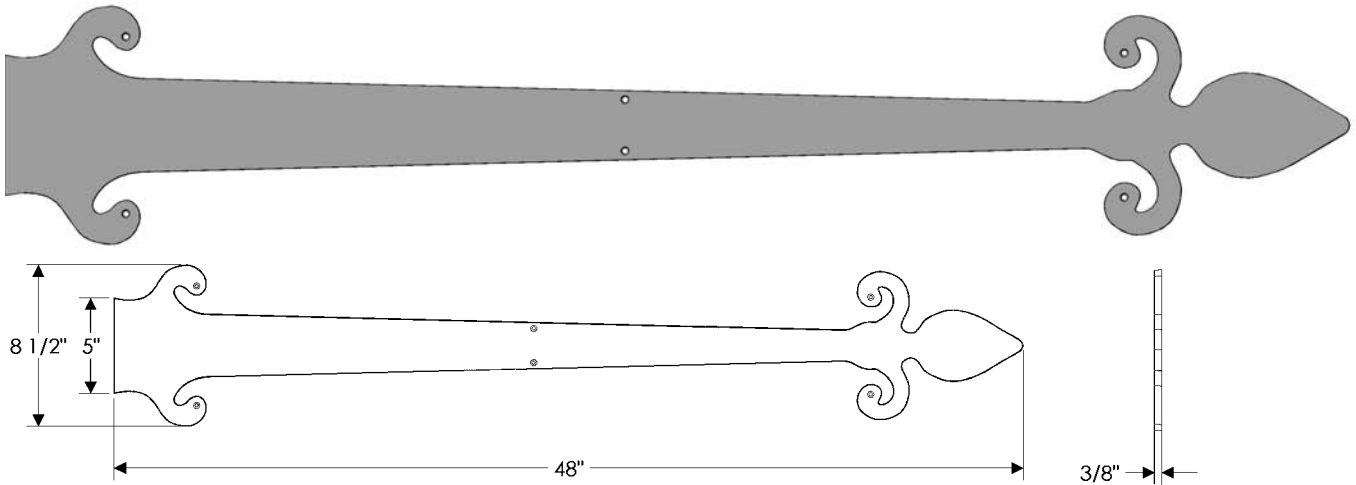


**OHS137** Ornamental Hinge Strap

37" ..... \$ 359.00

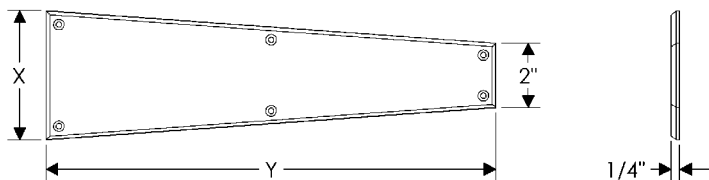

- All finishes are priced the same.
- Specify metal and patina.

**Ornamental Hinge Straps**



**OHS148** Ornamental Hinge Strap

48" ..... \$ 530.00



**OHS** Ornamental Hinge Strap

	X" x Y"	
<b>OHS414S</b>	4" x 14" .....	\$ 223.00
<b>OHS423S</b>	4" x 23" .....	\$ 378.00
<b>OHS627S</b>	6" x 27" .....	\$ 394.00
<b>OHS629S</b>	6" x 29" .....	\$ 428.00
<b>OHS634S</b>	6" x 34" .....	\$ 451.00
<b>OHS640S</b>	6" x 40" .....	\$ 503.00

- All finishes are priced the same.
- Specify metal and patina.

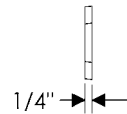
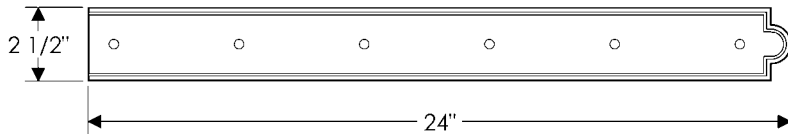
**Ornamental Hinge Straps**



**OHS254** Ornamental Hinge Strap

2 1/2" x 24" . . . . . \$ 405.00


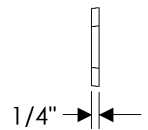
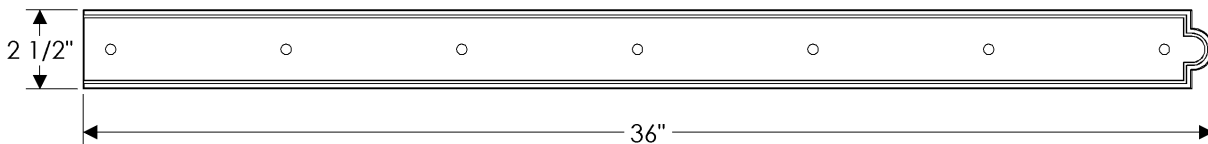
- Shipped with 1 1/2" Hexagonal-head lag bolts.



**OHS256** Ornamental Hinge Strap

2 1/2" x 36" . . . . . \$ 465.00

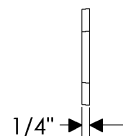
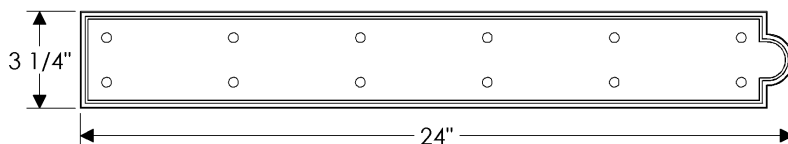
- Shipped with 1 1/2" Hexagonal-head lag bolts.



**OHS324** Ornamental Hinge Strap

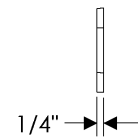
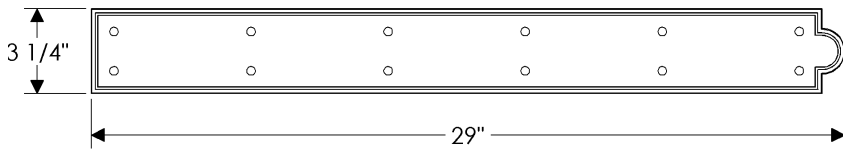
3 1/4" x 24" . . . . . \$ 483.00

- Shipped with 1 1/2" Hexagonal-head lag bolts.



- All finishes are priced the same.
- Specify metal and patina.

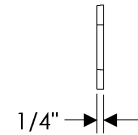
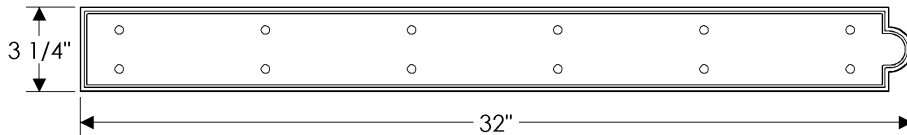
**Ornamental Hinge Straps**



**OHS329** Ornamental Hinge Strap

3 1/4" x 29" . . . . . \$ 491.00

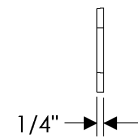
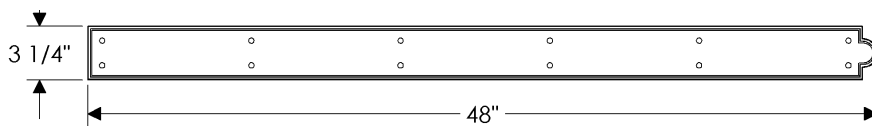
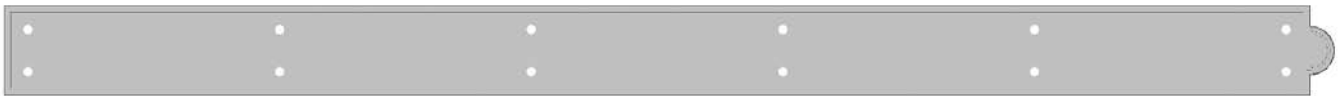
- Shipped with 1 1/2" Hexagonal-head lag bolts.



**OHS332** Ornamental Hinge Strap

3 1/4" x 32" . . . . . \$ 495.00

- Shipped with 1 1/2" Hexagonal-head lag bolts.



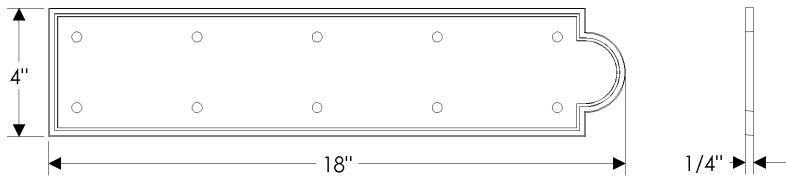

**OHS348** Ornamental Hinge Strap

3 1/4" x 48" . . . . . \$ 630.00

- Shipped with 1 1/2" Hexagonal-head lag bolts.

- All finishes are priced the same.
- Specify metal and patina.

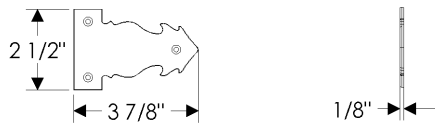
**Ornamental Hinge Straps**



**OHS218** Ornamental Hinge Strap

4" x 18" ..... \$ 446.00

- Shipped with 1 1/2" Hexagonal-head lag bolts.



**OHS375** Ornamental Hinge Strap

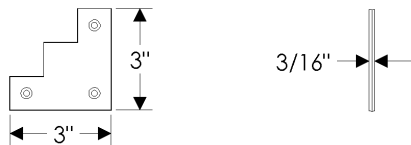
2 1/2" x 3 7/8" ..... \$ 56.00

**Door Corner Brackets**



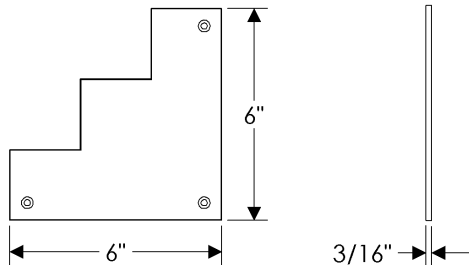
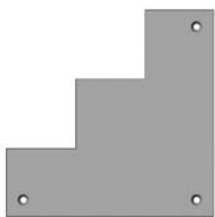
**DCT200** Door Corner Bracket

2" x 2" ..... \$ 44.00



**DCT300** Door Corner Bracket

3" x 3" ..... \$ 53.00



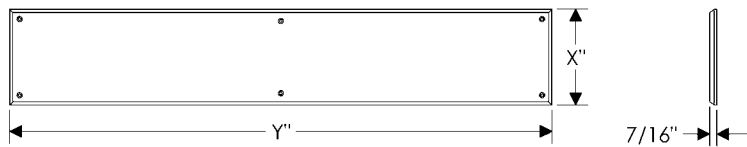
**DCT600** Door Corner Bracket

6" x 6" ..... \$ 65.00



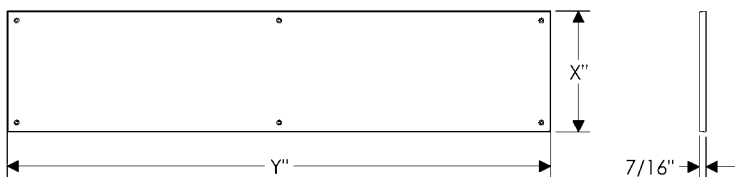
- All finishes are priced the same.
- Specify metal and patina.

**Kick Plates**



**KP Kick Plate with Bevel**

	X" x Y"	
<b>KP434</b>	4" x 34"	\$ 417.00
<b>KP526</b>	5" x 26"	\$ 510.00
<b>KP528</b>	5" x 28"	\$ 510.00
<b>KP538</b>	5" x 38"	\$ 650.00
<b>KP628</b>	6" x 28"	\$ 510.00
<b>KP631</b>	6" x 31"	\$ 510.00
<b>KP634</b>	6" x 34"	\$ 525.00
<b>KP635</b>	6" x 35"	\$ 561.00
<b>KP726</b>	7" x 26"	\$ 516.00
<b>KP731</b>	7" x 31"	\$ 540.00
<b>KP740</b>	7" x 40"	\$ 621.00
<b>KP822</b>	8" x 22"	\$ 552.00
<b>KP824</b>	8" x 24"	\$ 498.00
<b>KP828</b>	8" x 28"	\$ 561.00
<b>KP834</b>	8" x 34"	\$ 609.00
<b>KP840</b>	8" x 40"	\$ 678.00
<b>KP842</b>	8" x 42"	\$ 717.00
<b>KP844</b>	8" x 44"	\$ 732.00
<b>KP846</b>	8" x 46"	\$ 747.00
<b>KP1039</b>	10 1/2" x 39 1/2"	\$ 1416.00
<b>KP1234</b>	12" x 34"	\$ 1068.00
<b>KP1240</b>	12" x 40"	\$ 1248.00
<b>KP1242.5</b>	12" x 42 1/2"	\$ 1440.00

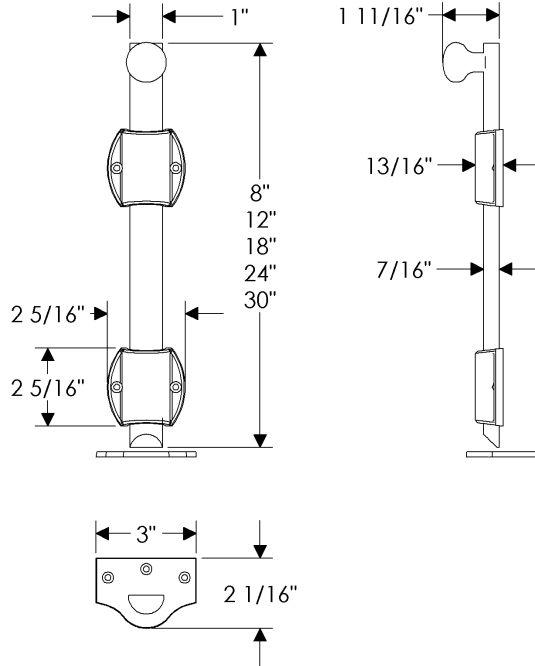



**KP Kick Plate without Bevel**

	X" x Y"	
<b>KP836</b>	8" x 36"	\$ 624.00
<b>KP1035</b>	10" x 35"	\$ 726.00

- All finishes are priced the same.
- Specify metal, patina, and bolt length.
- Custom lengths are available. Call for options.

**Door Bolts**



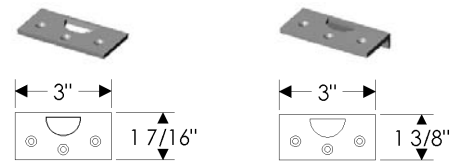
**MB1 Surface Bolt, Oval Mounting Brackets**

8" Surface Bolt	.....	\$ 299.00
12" Surface Bolt	.....	\$ 325.00
18" Surface Bolt	.....	\$ 351.00
24" Surface Bolt	.....	\$ 377.00
30" Surface Bolt	.....	\$ 403.00

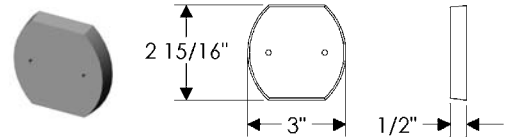
- Throw = 1 1/4".
- Optional strikes—

SB2MS

SB2AS



**MBR1 Riser Plate** ..... \$ 47.00



- Call for options on out-swing doors.

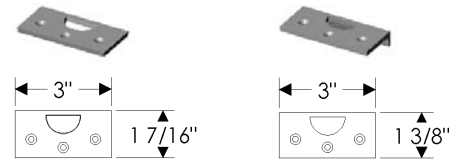
**MB2 Surface Bolt, Square Mounting Brackets**

8" Surface Bolt	.....	\$ 299.00
12" Surface Bolt	.....	\$ 325.00
18" Surface Bolt	.....	\$ 351.00
24" Surface Bolt	.....	\$ 377.00
30" Surface Bolt	.....	\$ 403.00

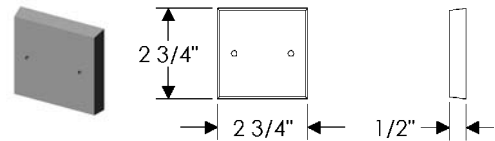
- Throw = 1 1/4".
- Optional strikes—

SB2MS

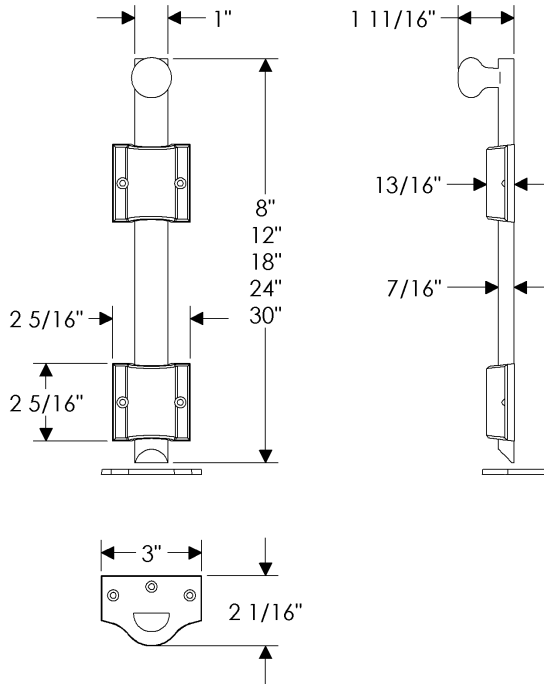
SB2AS



**MBR2 Riser Plate** ..... \$ 47.00

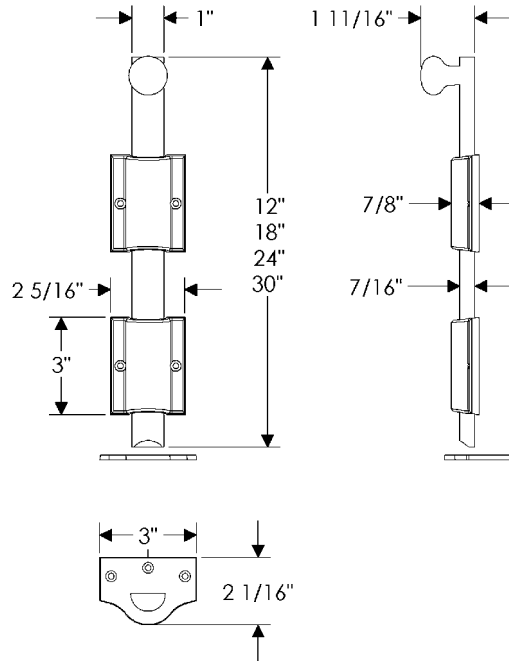



- Call for options on out-swing doors.



- All finishes are priced the same.
- Specify metal, patina, and bolt length.
- Custom lengths are available. Call for options.

**Door Bolts**

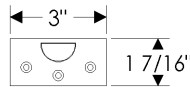


**MB7 Surface Bolt, Rectangular Mounting Brackets**

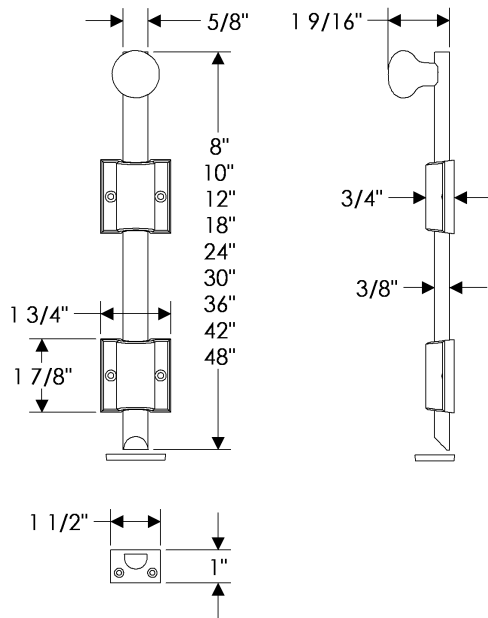
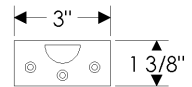
12" Surface Bolt	.....	\$ 325.00
18" Surface Bolt	.....	\$ 351.00
24" Surface Bolt	.....	\$ 377.00
30" Surface Bolt	.....	\$ 403.00

- Throw = 2".
- Optional strikes—

SB2MS



SB2AS

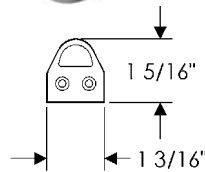


**MB8 Surface Bolt, Rectangular Mounting Brackets**

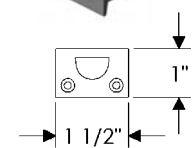
8" Surface Bolt, 2 Brackets	.....	\$ 299.00
10" Surface Bolt, 2 Brackets	.....	\$ 312.00
12" Surface Bolt, 2 Brackets	.....	\$ 325.00
18" Surface Bolt, 2 Brackets	.....	\$ 351.00
24" Surface Bolt, 3 Brackets	.....	\$ 455.00
30" Surface Bolt, 3 Brackets	.....	\$ 559.00
36" Surface Bolt, 3 Brackets	.....	\$ 586.00
42" Surface Bolt, 4 Brackets	.....	\$ 691.00
48" Surface Bolt, 4 Brackets	.....	\$ 718.00

- Throw = 1 1/4".
- Optional strike—

SB6629

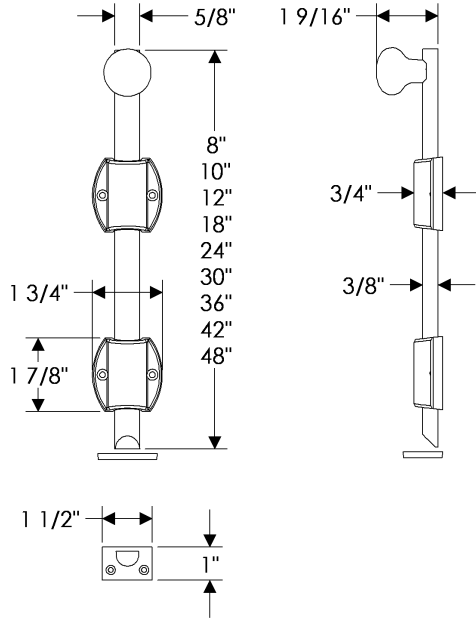


SB7AS



- All finishes are priced the same.
- Specify metal, patina, and bolt length.
- Custom lengths are available. Call for options.

**Door Bolts**



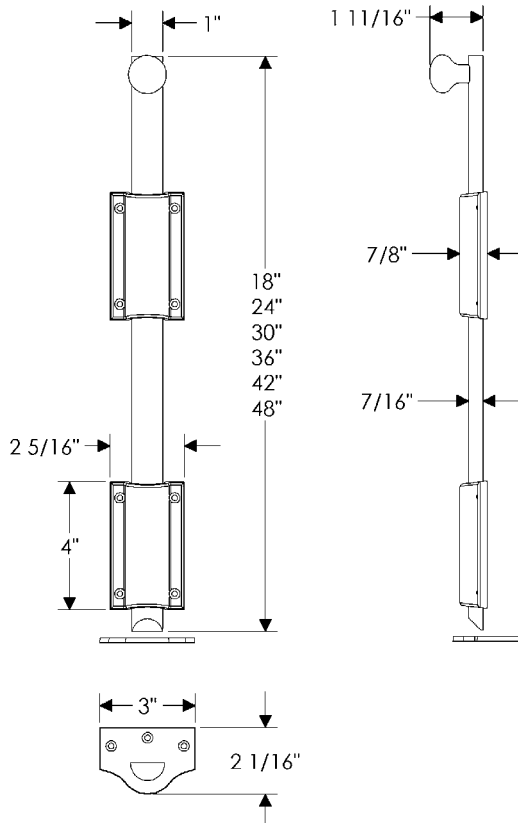
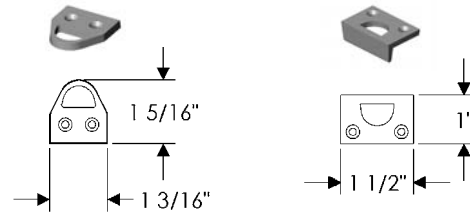
**MB9 Surface Bolt, Oval Mounting Brackets**

8" Surface Bolt, 2 Brackets	.....	\$ 299.00
10" Surface Bolt, 2 Brackets	.....	\$ 312.00
12" Surface Bolt, 2 Brackets	.....	\$ 325.00
18" Surface Bolt, 2 Brackets	.....	\$ 351.00
24" Surface Bolt, 3 Brackets	.....	\$ 455.00
30" Surface Bolt, 3 Brackets	.....	\$ 559.00
36" Surface Bolt, 3 Brackets	.....	\$ 586.00
42" Surface Bolt, 4 Brackets	.....	\$ 691.00
48" Surface Bolt, 4 Brackets	.....	\$ 718.00

- Throw = 1 1/4".
- Optional strike—

SB6629

SB7AS



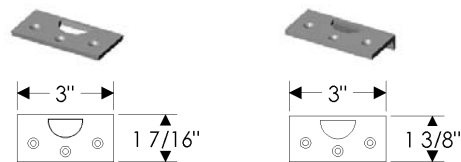
**MB12 Surface Bolt, Rectangular Mounting Brackets**

18" Surface Bolt, 2 Brackets	.....	\$ 351.00
24" Surface Bolt, 3 Brackets	.....	\$ 455.00
30" Surface Bolt, 3 Brackets	.....	\$ 559.00
36" Surface Bolt, 3 Brackets	.....	\$ 586.00
42" Surface Bolt, 4 Brackets	.....	\$ 691.00
48" Surface Bolt, 4 Brackets	.....	\$ 718.00

- Throw = 3".
- Optional strikes—

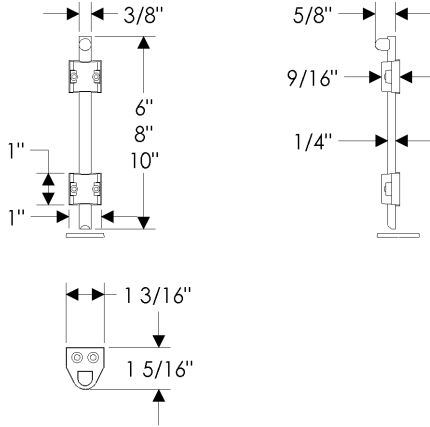
SB2MS

SB2AS



- All finishes are priced the same.
- Specify metal, patina, and bolt length.
- Custom lengths are available. Call for options.

**Door Bolts**



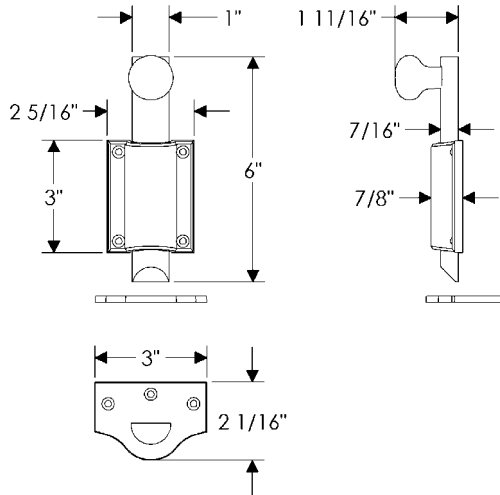
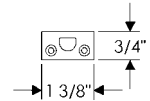
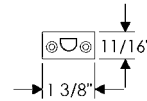
**MB3 Mini Surface Bolt, Square Mounting Brackets**

6" Mini Surface Bolt	.....	\$ 212.00
8" Mini Surface Bolt	.....	\$ 217.00
10" Mini Surface Bolt	.....	\$ 221.00

- Throw = 3/4".
- Optional strike—  
SB4MS



**SB4AS**



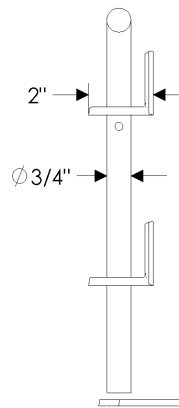
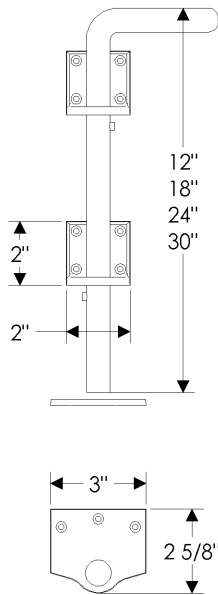
**DDB7 Dutch Door Bolt, Rectangular Mounting Brackets**

6" Dutch Door Bolt	.....	\$ 265.00
--------------------	-------	-----------

- Throw = 1"

- All finishes are priced the same.
- Specify metal, patina, and bolt length.
- Custom lengths are available. Call for options.

**Door Bolts**



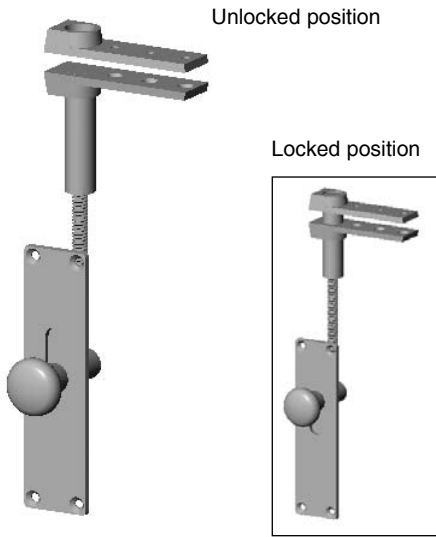
**CB Cane Bolt**

12" Cane Bolt .....	\$ 290.00
18" Cane Bolt .....	\$ 321.00
24" Cane Bolt .....	\$ 347.00
30" Cane Bolt .....	\$ 376.00

- Standard throw = 3". Custom throws are possible. Call for options.

- All finishes are priced the same.
- Specify metal, patina, and bolt length.
- Custom lengths are available. Call for options.

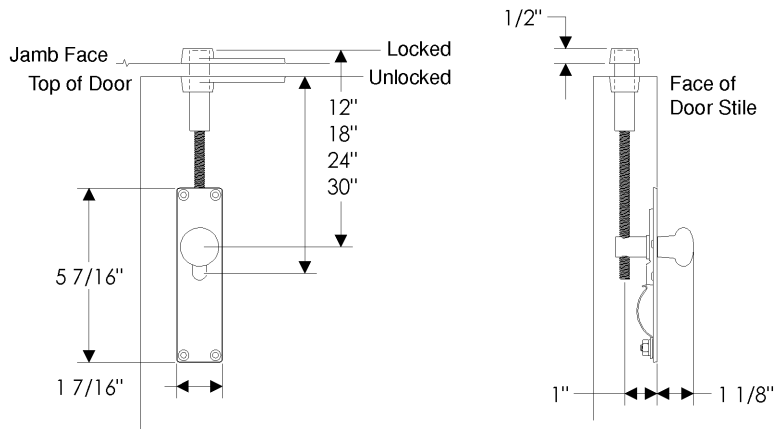
**Flush Bolt**



**FB Flush Bolt**

<b>FB112</b> 12" Flush Bolt	.....	\$ 314.00
<b>FB118</b> 18" Flush Bolt	.....	\$ 320.00
<b>FB124</b> 24" Flush Bolt	.....	\$ 326.00
<b>FB130</b> 30" Flush Bolt	.....	\$ 332.00

- Compatible with 1 3/4" thick and thicker doors.
- Throw = 13/16"

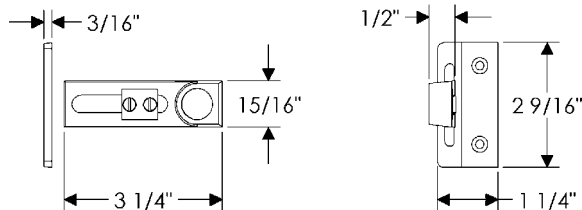


**Slide Lock**



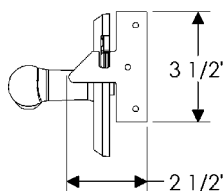
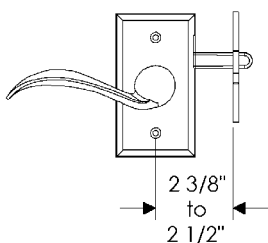
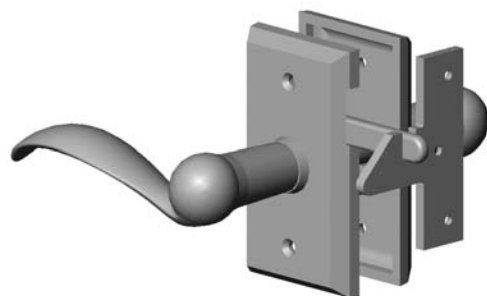
**SL230 Slide Lock**

3 1/4" .....	\$ 198.00
--------------	-----------



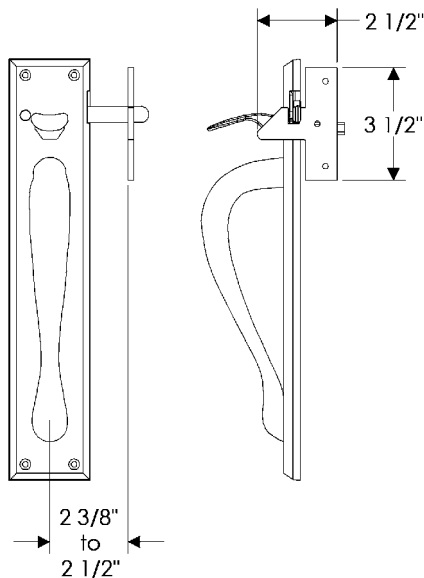
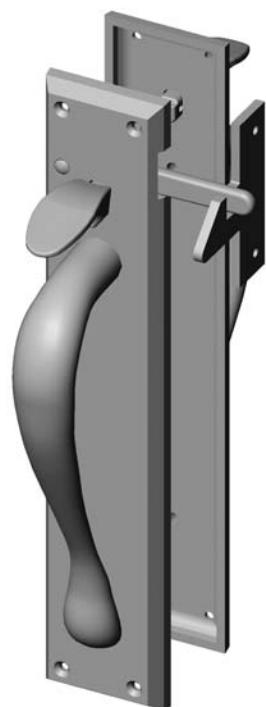
- All finishes are priced the same.
- Price includes your choice of handle except for the Crystal Knobs (K150 and K155), where an upcharge applies. Call RMH for pricing.
- Combination is shown with grips and levers for illustration purposes only. Refer to Section A for desired handle.
- Specify metal, patina, handing, backset, gate thickness, and lock type.
- Other escutcheons available. Call for options.
- Larger backsets available. Call for pricing.

**Gate Latches**



**GL Gate Latch—Passage Function**

with <b>E414 Rectangular</b> escutcheon 2 1/2" x 4 1/2"	\$ 524.00
with <b>E501 Oval</b> escutcheon 2 5/8" x 5 1/4"	\$ 532.00
with <b>E701 Arched</b> escutcheon 2 1/2" x 5 1/2"	\$ 559.00
with <b>E304 Stepped</b> escutcheon 2 1/2" x 4 1/2"	\$ 524.00
with <b>E236 Metro</b> escutcheon 2 1/2" x 4 1/2"	\$ 524.00
with <b>E504 Curved</b> escutcheon 2 1/2" x 4 1/2"	\$ 524.00
with <b>E588 Maddox</b> escutcheon 2 3/8" x 7 1/2"	\$ 795.00
with <b>E10831 Briggs</b> escutcheon 3" x 13"	\$ 722.00



**GL Gate Latch—Thumb Latch Function**

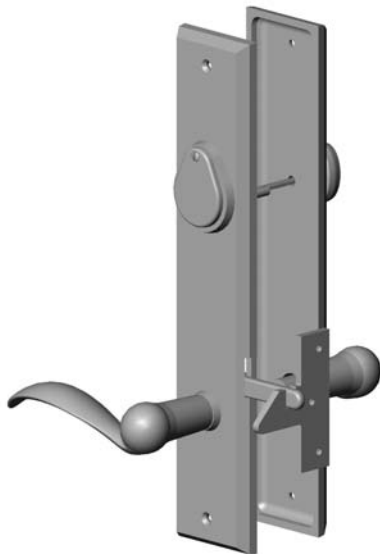
with <b>E465 Rectangular</b> escutcheon 3 1/2" x 13"	\$1087.00
with <b>E480 Rectangular</b> escutcheon 2 1/2" x 13"	\$1057.00
with <b>E707 Arched</b> escutcheon 3" x 13"	\$1087.00
with <b>G560 Curved</b> escutcheon 2 3/4" x 13"	\$1100.00

- Includes escutcheons and levers/grips for both sides of gate.
- Must be ordered in full sets.



- All finishes are priced the same.
- Price includes your choice of handle except for the Crystal Knobs (K150 and K155), where an upcharge applies. Call RMH for pricing.
- Combination is shown with levers for illustration purposes only. Refer to Section A for desired handle.
- Specify metal, patina, handing, backset, gate thickness, and lock type.
- Other escutcheons available. Call for options.
- Larger backsets available. Call for pricing.

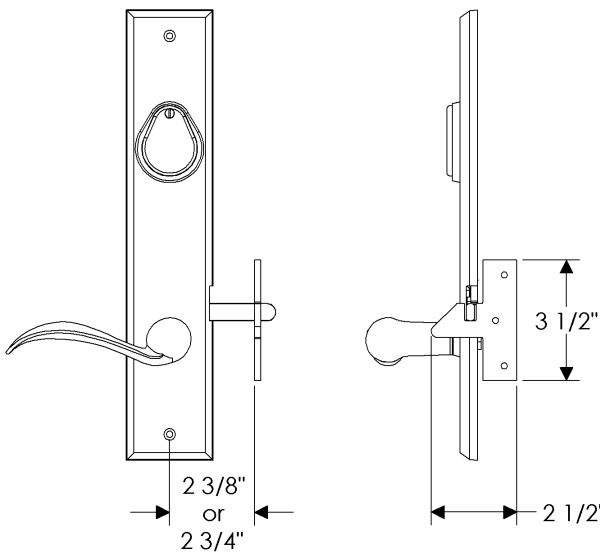
**Gate Latches**



**GL Gate Latch—Deadbolt Function**

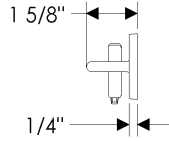
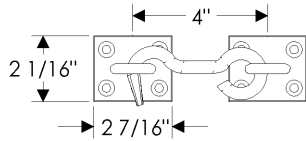
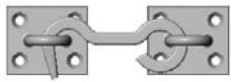
with <b>Ellis E075 exterior &amp; E063 interior</b> escutcheons	
3" x 13" .....	\$ 986.00
with <b>Rectangular E438 exterior &amp; E437 interior</b> escutcheons	
2 1/2" x 13" .....	\$ 767.00
with <b>Rectangular E475 exterior &amp; E463 interior</b> escutcheons	
3 1/2" x 13" .....	\$ 812.00
with <b>Arched E738 exterior &amp; E737 interior</b> escutcheons	
2 1/2" x 13" .....	\$ 767.00
with <b>Stepped E358 exterior &amp; E357 interior</b> escutcheons	
2 1/2" x 13" .....	\$ 767.00
with <b>Curved E558 exterior &amp; E557 interior</b> escutcheons	
2 1/2" x 13" .....	\$ 767.00
with <b>Metro E258 exterior &amp; E257 interior</b> escutcheons	
2 1/2" x 13" .....	\$ 767.00

- Includes escutcheons and levers for both sides of gate



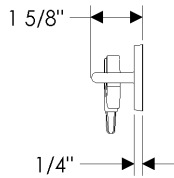
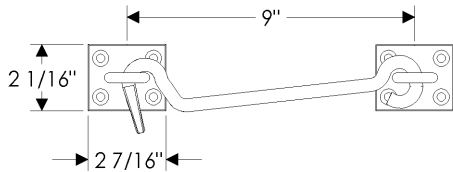
- All finishes are priced the same.
- Specify metal and patina.

**Hook and Eyes**



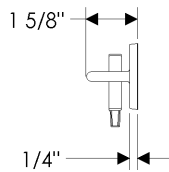
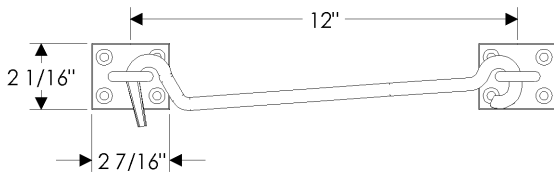
**HE4S** Hook and Eyes

4" ..... \$ 160.00



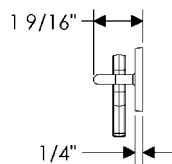
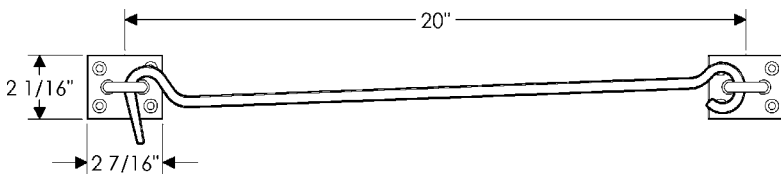
**HE9S** Hook and Eyes

9" ..... \$ 160.00



**HE12S** Hook and Eyes

12" ..... \$ 160.00

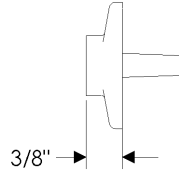
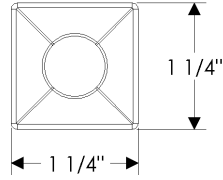


**HE20S** Hook and Eyes

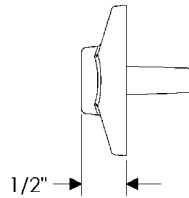
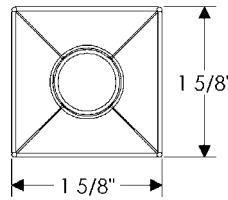

20" ..... \$ 220.00

- All finishes are priced the same.
- Specify metal and patina.

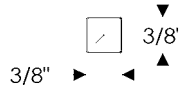
**Clavos**



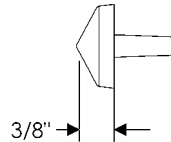
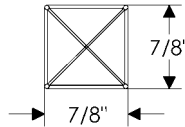
**DC1** Clavos, 1 1/4" x 1 1/4" ..... \$ 27.00



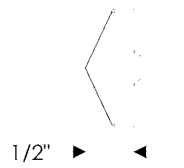
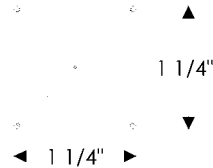
**DC9** Clavos, 1 5/8" x 1 5/8" ..... \$ 30.00



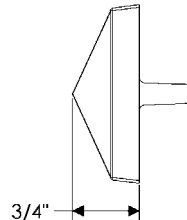
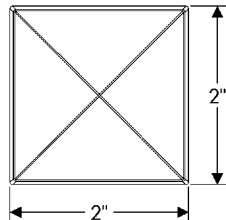
**DC5** Clavos, 3/8" x 3/8" ..... \$ 20.00



**DC2** Clavos, 7/8" x 7/8" ..... \$ 25.00



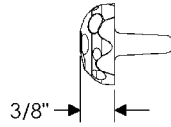
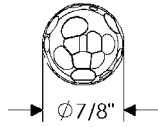
**DC6** Clavos, 1 1/4" x 1 1/4" ..... \$ 27.00



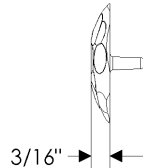
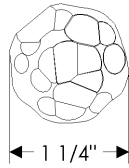
**DC8** Clavos, 2" x 2" ..... \$ 30.00

- All finishes are priced the same.
- Specify metal and patina.

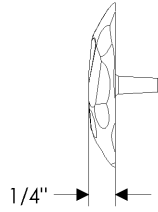
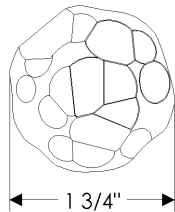
**Clavos**



**DC7 Round Clavos, 7/8" . . . . . \$ 25.00**



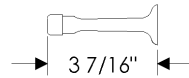
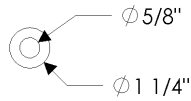
**DC3 Round Clavos, 1 1/4" . . . . . \$ 27.00**



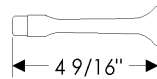
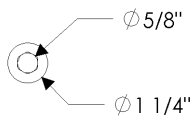
**DC4 Round Clavos, 1 3/4" . . . . . \$ 30.00**

- All finishes are priced the same.
- Specify metal and patina.

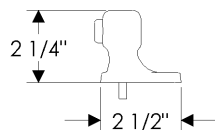
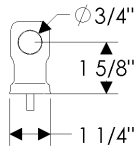
**Door Stops**



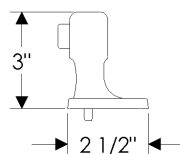
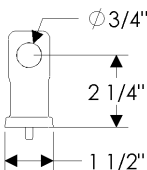
**DS101** Door Stop — Baseboard  
 3 7/16" ..... \$ 40.00



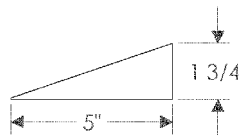

**DS141** Door Stop — Baseboard  
 4 9/16" ..... \$ 46.00



**DS201** Door Stop — Floor  
 2 1/2" ..... \$ 73.00




**DS230** Door Stop — Floor  
 2 1/2" ..... \$ 77.00



**DSH401** Door Stop — Floor  
 1 3/4" x 5" ..... \$ 122.00


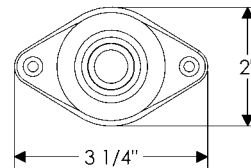
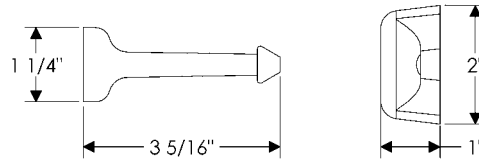
- All finishes are priced the same.
- Specify metal and patina.

**Door Stop & Holder**



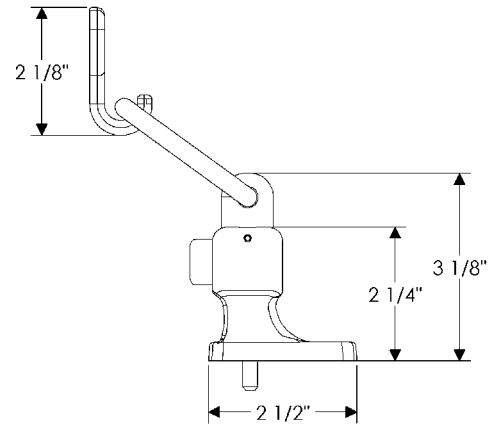
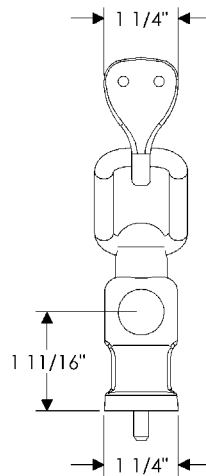
**DSH301** Door Stop & Holder

3 5/16" ..... \$ 132.00



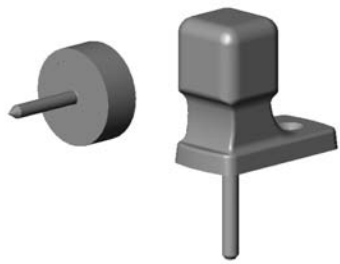
**DSH201** Door Stop & Holder

5 1/16" ..... \$ 270.00




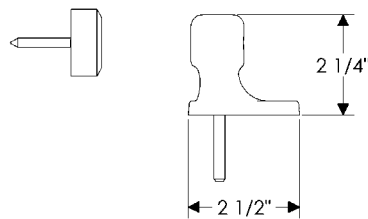
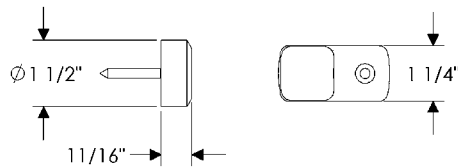
- All finishes are priced the same.
- Specify metal and patina.

**Door Stop & Holder**



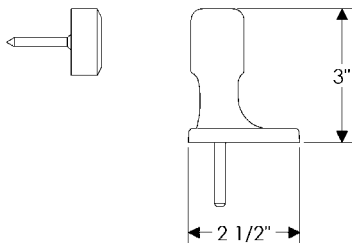
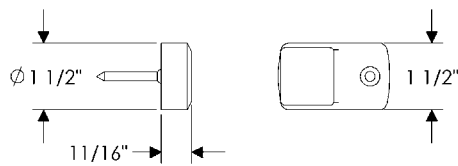
**DSH205 Magnetic Door Stop**

2 1/4" ..... \$ 255.00




**DSH235 Magnetic Door Stop**

3" ..... \$ 259.00

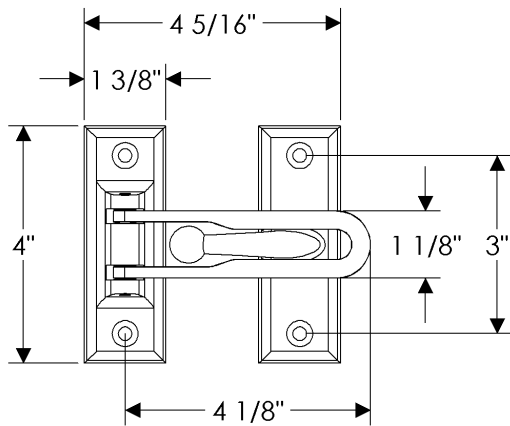
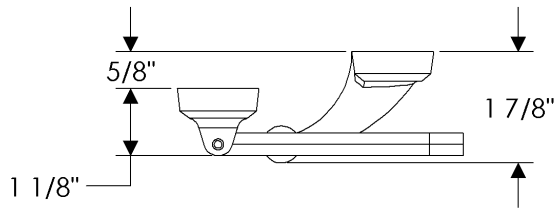


- All finishes are priced the same.
- Specify metal and patina.

**Door Guard**



**DG1 Door Guard**  
 4" x 4 1/8" ..... \$ 225.00

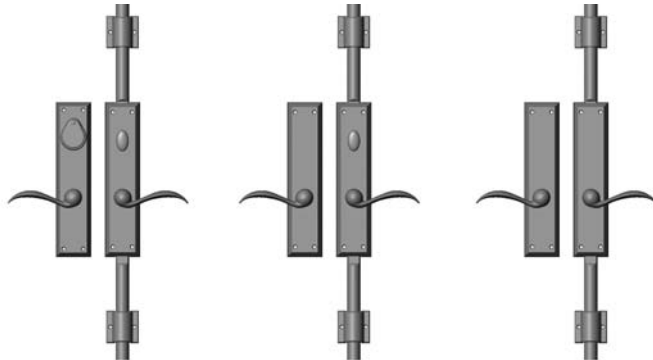




- Price includes choice of finish and handle. Knobs not recommended.
- Operation of exterior lever must be specified before order can be placed. Specify escutcheon, lever, bracket, metal, and patina.
- 9' maximum height. Larger heights available. Call for pricing.
- Provide cheat sheet on page Mi with specific details.

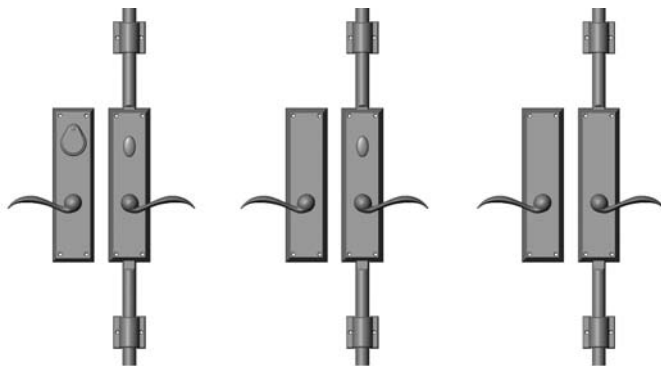
**Cremone Bolts**

**A**



CE413 CE411      CE409 CE411      CE409 CE410

**B**



CE423 CE421      CE419 CE421      CE419 CE420

**A 2 1/2" x 11" Rectangular Escutcheon**

- CE413 / CE411 Entry Deadbolt . . . . \$ 2423.00
  - CE409 / CE411 Patio Deadbolt . . . . \$ 2372.00
  - CE409 / CE410 Passage . . . . . \$ 2243.00
- Specify exterior lever as fixed or active.

CE410 Interior Cremone only . . . . . \$ 1995.00  
Refer to spec page B13

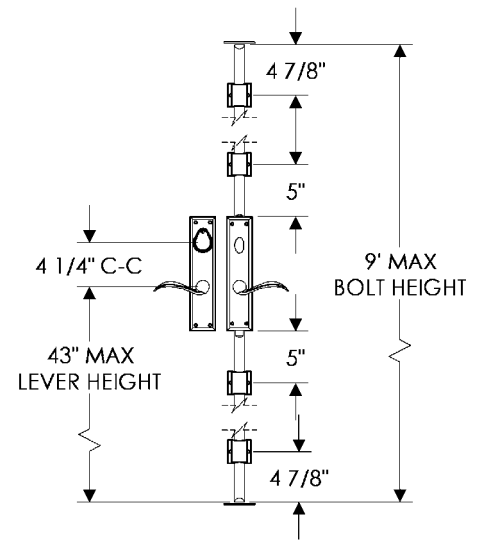
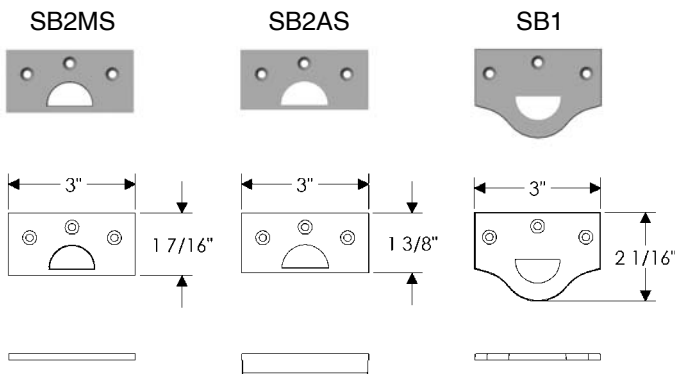
**B 3" x 11" Rectangular Escutcheon**

- CE423 / CE421 Entry Deadbolt . . . . \$ 2423.00
  - CE419 / CE421 Patio Deadbolt . . . . \$ 2372.00
  - CE419 / CE420 Passage . . . . . \$ 2243.00
- Specify exterior lever as fixed or active.

CE420 Interior Cremone only . . . . . \$ 1995.00  
Refer to spec page B13

- Throw = 7/8"
- Specify strike

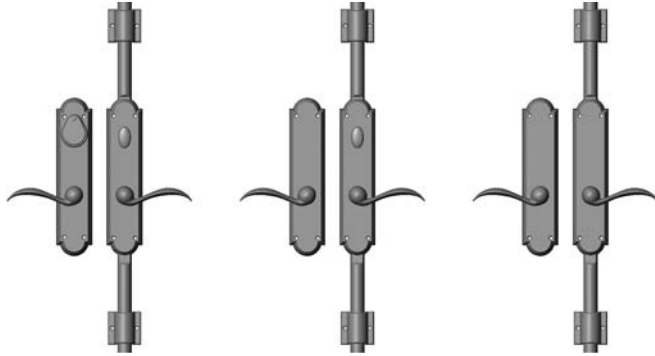
**Strike Options:**



- Price includes choice of finish and handle. Knobs not recommended.
- Operation of exterior lever must be specified before order can be placed. Specify escutcheon, lever, bracket, metal, and patina.
- 9' maximum height. Larger heights available. Call for pricing.
- Provide cheat sheet on page Mi with specific details.

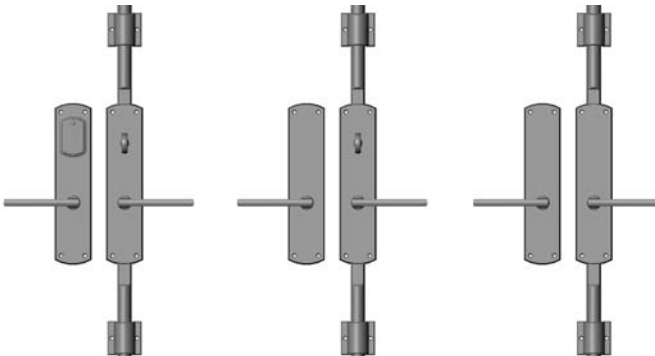
**Cremone Bolts**

**A**



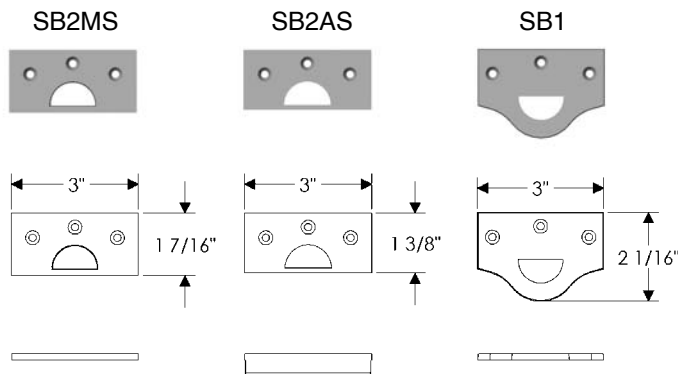
CE713 CE711      CE709 CE711      CE709 CE710

**B**



CE513 CE511      CE509 CE511      CE509 CE510

**Strike Options:**



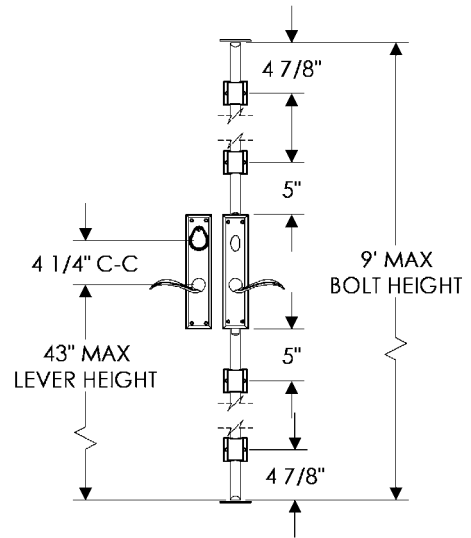
**A 2 1/2" x 11" Arched Escutcheon**

- CE713 / CE711 Entry Deadbolt . . . . \$ 2423.00
- CE709 / CE711 Patio Deadbolt . . . . \$ 2372.00
- CE709 / CE710 Passage . . . . . \$ 2243.00
- Specify exterior lever as fixed or active.
- CE710 Interior Cremone only . . . . . \$ 1995.00
- Refer to spec page B46

**B 2 1/2" x 11" Curved Escutcheon**

- CE513 / CE511 Entry Deadbolt . . . . \$ 2423.00
- CE509 / CE511 Patio Deadbolt . . . . \$ 2372.00
- CE509 / CE510 Passage . . . . . \$ 2243.00
- Specify exterior lever as fixed or active.
- CE510 Interior Cremone only . . . . . \$ 1995.00
- Refer to spec page B54

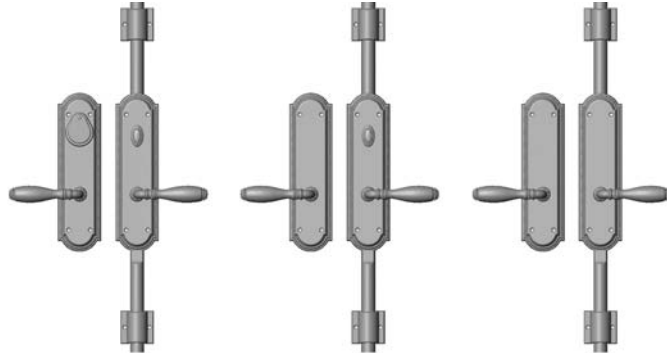
- Throw = 7/8"
- Specify strike



- Price includes choice of finish and handle. Knobs not recommended.
- Operation of exterior lever must be specified before order can be placed. Specify escutcheon, lever, bracket, metal, and patina.
- 9' maximum height. Larger heights available. Call for pricing.
- Provide cheat sheet on page Mi with specific details.

**Cremone Bolts**

A



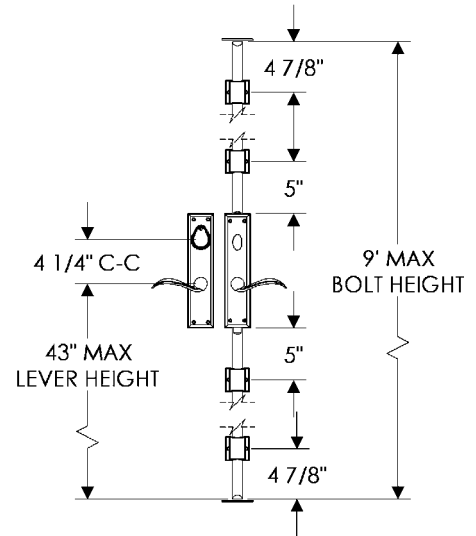
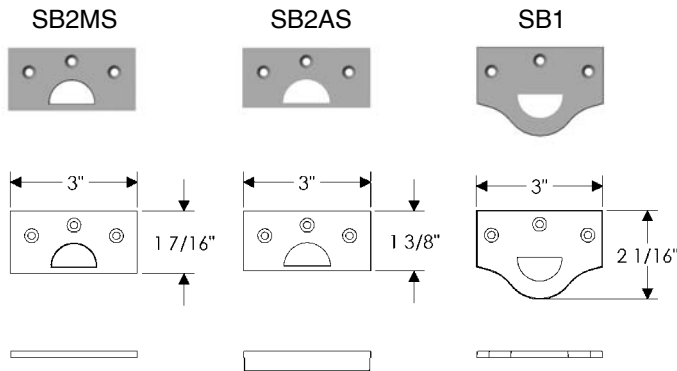
CE012 CE011      CE009 CE011      CE009 CE010

**A 3" x 11" Ellis Escutcheon**

- CE012 / CE011 Entry Deadbolt . . . . \$ 2723.00
- CE009 / CE011 Patio Deadbolt . . . . \$ 2672.00
- CE009 / CE010 Passage . . . . . \$ 2543.00
- Specify exterior lever as fixed or active.
- CE010 Interior Cremone only . . . . . \$ 2295.00
- Refer to spec page B76

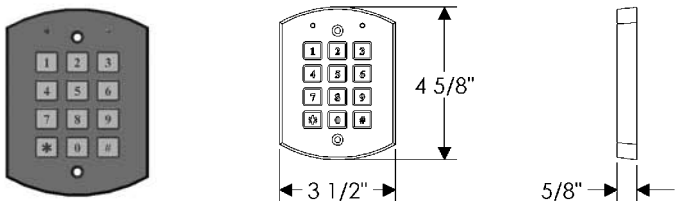
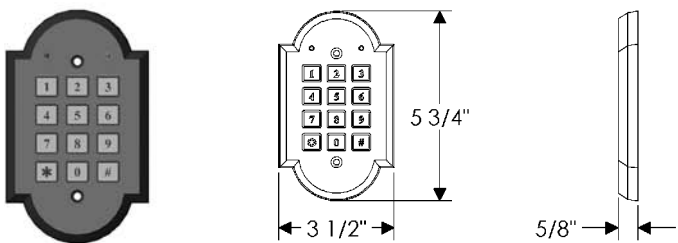
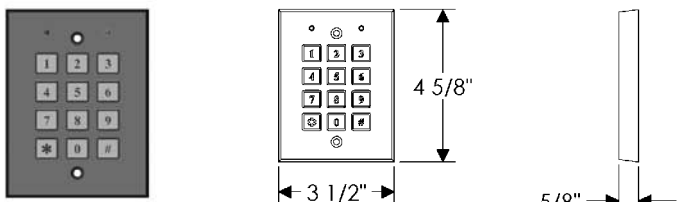
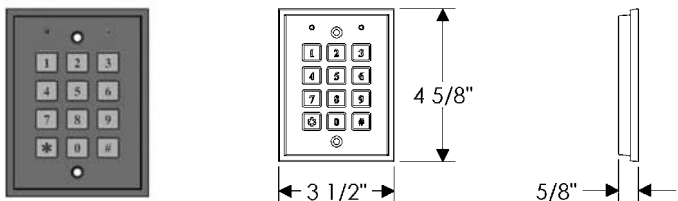
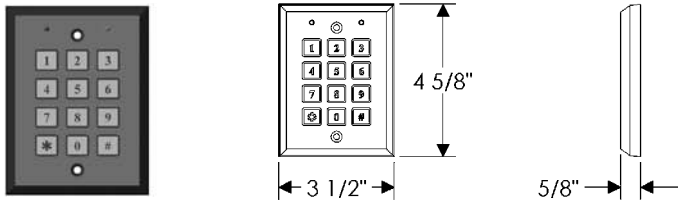
- Throw = 7/8"
- Specify strike

**Strike Options:**



- All finishes are priced the same.
- Keypad works with your choice of an electronic mortise lock or electronic strike with either 12 or 24 volt power.
- Keypad is a separate piece from the door hardware.
- Call RMH for compatibility with hardware.

**Keypad Entry System**



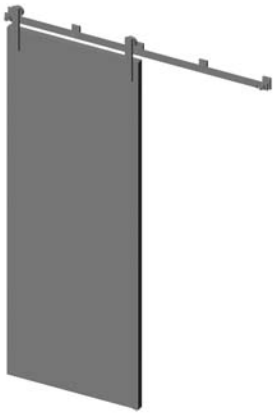
**Keypad Escutcheon Options**

- A KEY400 Rectangular Escutcheon**  
3 1/2" x 4 5/8" . . . . . \$1050.00
- B KEY300 Stepped Escutcheon**  
3 1/2" x 4 5/8" . . . . . \$1050.00
- C KEY200 Metro Escutcheon**  
3 1/2" x 4 5/8" . . . . . \$1050.00
- D KEY700 Arched Escutcheon**  
3 1/2" x 5 3/4" . . . . . \$1050.00
- E KEY500 Curved Escutcheon**  
3 1/2" x 4 5/8" . . . . . \$1050.00

- Upgrade mortise lock entry trim to keypad with electronic mortise lock . . . . . \$ 2028.00  
\* Electronic hinges required, call for pricing  
\* Door hardware not included in price
- Upgrade mortise lock entry trim to keypad with electronic strike . . . . . \$ 2028.00  
\* Door hardware not included in price

- All finishes are priced the same.
- 102" maximum length.
- Compatible with 1 3/4" - 2 1/4" thick doors.
- Specify metal, patina, length, and door thickness
- Call RMH for pricing on custom lengths and door thicknesses.

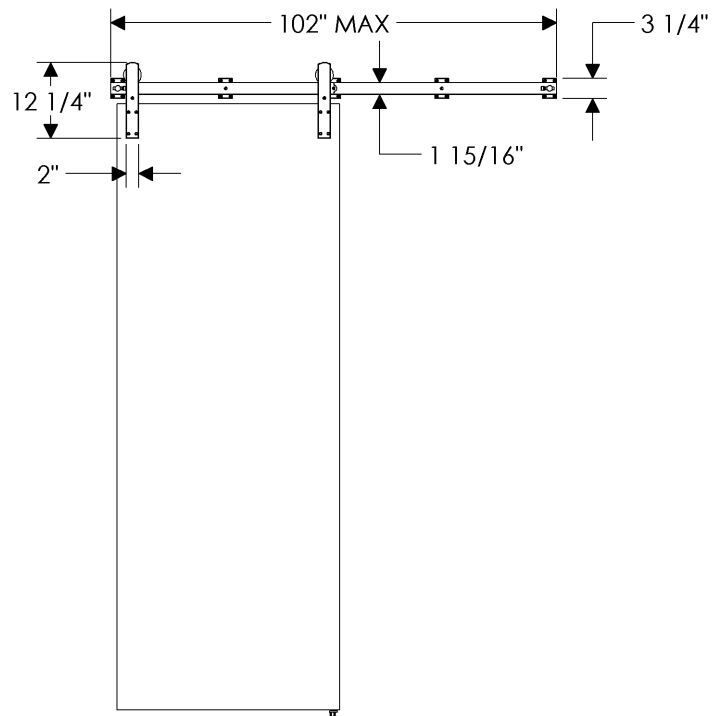
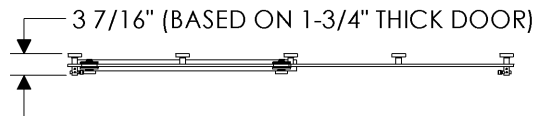
**Door Track System**



**TRK100 Single Track System**


102" ..... \$5151.00

- Pricing includes floor guide
- Door not included



- All finishes are priced the same.
- 149 1/4" maximum length.
- Compatible with 1 3/4" - 2 1/4" thick doors.
- Specify metal, patina, length, and door thickness
- Call RMH for pricing on custom lengths and door thicknesses.

### Door Track System



**TRK110 Double Track System**  
 149 1/4" ..... \$8232.00

- Pricing includes floor guides
- Doors not included

