

Sample Order / Cheat Sheet
E Patio Sets 1/2

QUOTE ORDER

NAME: _____

PO# _____

ADDRESS: _____

DELIVERY: _____

ADDRESS: _____



ORDER DATE: _____

OFFICE PHONE: _____

HARDWARE WORK ORDER

CONTACT: _____

FAX PHONE: _____

Toll Free 888.788.2013 or 208.788.2013; Fax 208.788.2577

JOB NAME: _____

JOB PHONE: _____

2002.12.04

LINE NO.	FUNCTION	HANDLE		ESCUTCHEON		METAL	PATINA	HANDING OR LENGTH	BACKSET	DOOR THICKNESS	LOCK TYPE	DEAD BOLT TRIM	DESCRIPTION	LOCATION #	QTY.	PRICE QUOTED
		EXTERIOR	INTERIOR	EXTERIOR	INTERIOR											
1	PO	L103	L103	E416	E416	B	R	R	238	134	DB	IP418		1	1	578.00
2	PO	K203	K203	E408	E431	B	D	L	234	134	DB			2	1	689.00
3	PO	K201	K201	E460	E463	W	D	R	212	134	ML			3	1	891.00
4	PO-DB					B	L		234		DB	IP716		5	1	195.00

FUNCTION
PO = Patio
DU = Dummy
PO-DB = Patio Dead Bolt

METAL
B = Silicon Bronze
W = White Bronze

BACKSET
238 = 2 3/8" DB
212 = 2 1/2" ML
234 = 2 3/4" DB, ML

DOOR THICKNESS
138 = 1 3/8"
112 = 1 1/2"
134 = 1 3/4"
178 = 1 7/8"
2 = 2"
214 = 2 1/4"

LOCK TYPE
Complete Sets
DB = Dead Bolt
ML = Mortise Lock

DESCRIPTION
Leather Options
LBK = Black Leather
LBT = Brown Tapestry Leather
LBW = Brown Weave Leather

QTY
Number of each desired

HANDLE
For a list of Levers, Knobs, and Rings available for Patio Door Sets, see next page.
For specifications, refer to Section A.

PATINA
L = Light
M = Medium
D = Dark
R = Rust
BB = Brushed

Up-charge for sizes below. Call for pricing.
114 = 1 1/4" ML
112 = 1 1/2" ML
134 = 1 3/4" ML
2 = 2" ML
214 = 2 1/4" ML
334 = 3 3/4" ML
5 = 5" ML
6 = 6" ML
N = No

Up-charge for sizes below. Call for pricing.
212 = 2 1/2"
258 = 2 5/8"
234 = 2 3/4"
3 = 3"
314 = 3 1/4"
312 = 3 1/2"
4 = 4"
N = No

DEAD BOLT TRIM
IP014 = 3" x 3 3/4" Ellis
IP203 = 2 1/4" Square Metro
IP205 = 2 1/4" Round Metro
IP214 = 2 1/4" x 3 1/4" Metro
IP250 = 2 1/2" x 3 1/4" Metro
IP318 = 2 1/2" x 3 1/8" Stepped
IP415 = 3 9/16" x 3 9/16" Dmnd
IP417 = 2 5/8" Round
IP418 = 2 1/2" x 3" Rect
IP512 = 2 1/2" x 3 3/8" Curved
IP580 = 2 3/8" x 3 5/16" Maddox
IP716 = 2 1/2" x 3 3/4" Arched
IP10800 = 2 1/2" x 5 1/8" Briggs
IP21014 = 2 1/2" x 3 1/2" Mack

LCH = Chocolate Leather
LHA = Hazelnut Leather
LSP = Spice Leather
LWH = White Leather
LWI = Wine Leather

PRICE
\$ List price each

ESCUTCHEONS
For a list of Escutcheons available for Patio Door Sets, see next page.
For configurations, specifications, and pricing, refer to content of this section.

HANDING
See Hinged Door Handing diagram, next page.
L = Left Hand
R = Right Hand
LR = Left Hand Reverse
RR = Right Hand Reverse

Bronze Insert Options
BTW = Weave Insert
BFL = Flower Insert
BTD = Tide Insert
BWD = Wood Insert
BBR = Branch Insert
BBA = Basic Insert
BTF = Tuft Insert

LOCATION #
Room Number or Door Number, etc.

HANDLE

Levers

- L075 = Ellis Lever
- L101 = Longhorn Lever
- L102 = Squirrel Tail Lever
- L103 = Chub Lever
- L104 = Hook Lever
- L105 = Beaver Tail Lever
- L106 = Talon Lever
- L107 = Slugger Lever
- L108 = Tube Lever
- L109 = Legacy Lever
- L110 = Classic Lever
- L111 = Twig Lever
- L112 = Large Chub Lever
- L115 = Acanthus Lever
- L117 = French Lever
- L118 = French Twist Lever
- L119 = Long Legacy Lever
- L120 = Long French Lever
- L121 = Rock Creek Lever
- L122 = Large Hook Lever
- L123 = Old World Lever
- L125 = Classic Scroll Lever
- L126 = Triple Twist Lever
- L127 = Scroll Lever
- L128 = Small Classic Lever
- L130 = Monarch Lever
- L131 = Large Monarch Lever
- L132 = Square Twist Lever
- L135 = Olympus Lever
- L137 = Olympus Return Lever
- L140 = Harrington Lever
- L141 = Large Rock Creek Lever
- L147 = Large Olympus Lever
- L150 = Bella Lever
- L151 = Large Harrington Lever
- L153 = Talon Return Lever
- L156 = Large Scroll Lever
- L158 = Large Acanthus Lever
- L160 = Wing Lever
- L163 = Euro Lever
- L174 = Lariat Lever
- L175 = Bamboo Lever
- L179 = Twig Return Lever
- L182 = Ribbon & Reed Lever
- L216 = Old World Return Lever
- L219 = Long Legacy Return Lever
- L224 = Ridge Lever
- L228 = Large Ridge Lever
- L241 = Large French Lever
- L245 = French Return Lever
- L276 = Falcon Lever

Levers (continued)

- L301 = Strap Lever
- L302 = Large Strap Lever
- L304 = Reed Lever
- L307 = Jane Lever
- L310 = Pool Lever
- L314 = UJ Lever
- L580 = Maddox Lever
- L10010 = Paris Lever
- L10801 = Briggs Lever
- L10802 = Kettle Lever
- L21005 = Emile Lever

Knobs

- K075 = Ellis Knob
- K150 = Oval Crystal Knob
- K155 = Round Crystal Knob
- K201 = Mushroom Knob
- K202 = Hitch Knob
- K203 = Potato Knob
- K204 = Egg Knob
- K205 = Baker Knob
- K206 = Large Luna Knob
- K207 = Luna Knob
- K208 = Gem Knob
- K211 = Mini Roswell Knob
- K215 = Friedman Knob
- K218 = Elliptic Knob
- K219 = Carriage Knob
- K230 = Acanthus Knob
- K233 = Large Acanthus Knob
- K235 = Cross Knob
- K251 = Roswell Knob
- K268 = Squash Knob
- K580 = Maddox Knob
- K10010 = Quatrafoil Knob
- K10015 = Octagonal Knob
- K10801 = Sundial Knob
- K10802 = Kettle Knob
- K21001 = Mack Knob
- T300 = T Handle

Rings

- RP25 = Ring Pull 2 1/2"
- RP3 = Ring Pull 3"
- RP4 = Ring Pull 4"

ESCUTCHEONS

Sq-Dmnd-Rnd-Oval

- E416 = 2 5/8" x 2 5/8" Square*
- E415 = 3 9/16" x 3 9/16" Dmnd*
- E417 = 2 1/2" Round*
- E418 = 3 1/4" Round*
- E501 = 2 5/8" x 5 1/4" Oval
- E540 = 2 1/2" x 10" Oval
- E541 = 2 1/2" x 10" Oval (TP)

Rectangular

- E414 = 2 1/2" x 4 1/2" Rect
- E410 = 2 1/2" x 8" Rect
- E412 = 2 1/2" x 8" Rect (TP)
- E408 = 2 1/2" x 10" Rect
- E431 = 2 1/2" x 10" Rect (TP)
- E436 = 2 1/2" x 13" Rect
- E437 = 2 1/2" x 13" Rect (TP)
- E404 = 3" x 10" Rect
- E421 = 3" x 10" Rect (TP)
- E460 = 3 1/2" x 13" Rect
- E463 = 3 1/2" x 13" Rect (TP)

Stepped

- E304 = 2 1/2" x 4 1/2" Stepped
- E308 = 2 1/2" x 8" Stepped
- E306 = 2 1/2" x 8" Stepped (TP)
- E312 = 2 1/2" x 11" Stepped
- E313 = 2 1/2" x 11" Stepped (TP)
- E356 = 2 1/2" x 13" Stepped
- E357 = 2 1/2" x 13" Stepped (TP)
- E360 = 3 1/2" x 13" Stepped
- E363 = 3 1/2" x 13" Stepped (TP)

Metro

- E201 = 2 1/4" Round*
- E202 = 3 1/2" Round*
- E204 = 2 1/4" x 2 1/4" Square*
- E205 = 2 1/4" x 3 1/4" Metro*
- E206 = 2 1/4" x 10" Metro
- E207 = 2 1/4" x 10" Metro (TP)
- E236 = 2 1/2" x 4 1/2" Metro
- E256 = 2 1/2" x 13" Metro
- E257 = 2 1/2" x 13" Metro (TP)
- E264 = 3 1/2" x 13" Metro
- E262 = 3 1/2" x 13" Metro (TP)

Arched

- E701 = 2 1/2" x 5 1/2" Arched
- E702 = 2 1/2" x 9" Arched
- E723 = 2 1/2" x 9" Arched (TP)
- E704 = 2 1/2" x 11" Arched
- E721 = 2 1/2" x 11" Arched (TP)
- E736 = 2 1/2" x 13" Arched
- E737 = 2 1/2" x 13" Arched (TP)
- E706 = 3" x 13" Arched
- E728 = 3" x 13" Arched (TP)

Curved

- E504 = 2 1/2" x 4 1/2" Curved
- E508 = 2 1/2" x 8" Curved
- E506 = 2 1/2" x 8" Curved (TP)
- E512 = 2 1/2" x 11" Curved
- E513 = 2 1/2" x 11" Curved (TP)
- E556 = 2 1/2" x 13" Curved
- E557 = 2 1/2" x 13" Curved (TP)

Fleur de Lis

- E820 = 2" x 15" Fleur de Lis
- E821 = 2" x 15" Fleur de Lis (TP)
- E841 = 2 1/2" x 15" Fleur de Lis
- E842 = 2 1/2" x 15" Fleur de Lis (TP)
- E832 = 3" x 21" Fleur de Lis
- E831 = 3" x 21" Fleur de Lis (TP)

Briggs

- E10820 = 2 1/2" Round*
- E10871 = 2" x 15" Briggs
- E10877 = 2" x 15" Briggs (TP)
- E10800 = 2 3/8" x 7" Briggs
- E10810 = 2 3/8" x 10" Briggs
- E10831 = 3" x 13" Briggs
- E10832 = 3" x 13" Briggs (TP)

Maddox

- E589 = 3 1/8" Maddox*
- E588 = 2 3/8" x 7 1/2" Maddox
- E585 = 2 1/2" x 10" Maddox
- E587 = 2 1/2" x 10" Maddox (TP)
- E584 = 3" x 12 1/2" Maddox
- E582 = 3" x 12 1/2" Maddox (TP)

Designer

- E101 = 3 1/2" Round*
- E103 = 3" x 3" Square*
- E110 = 3" x 8" Designer
- E112 = 3" x 8" Designer (TP)
- E115 = 3" x 10" Designer
- E116 = 3" x 10" Designer (TP)

Ellis

- E005 = 3" x 5" Ellis
- E056 = 3" x 11" Ellis
- E057 = 3" x 11" Ellis (TP)
- E060 = 3" x 13" Ellis
- E063 = 3" x 13" Ellis (TP)

Roger Thomas Paris Collection

- E10015 = 2 1/2" x 9 1/4" Paris
- E10016 = 2 1/2" x 9 1/4" Paris (TP)

Mack

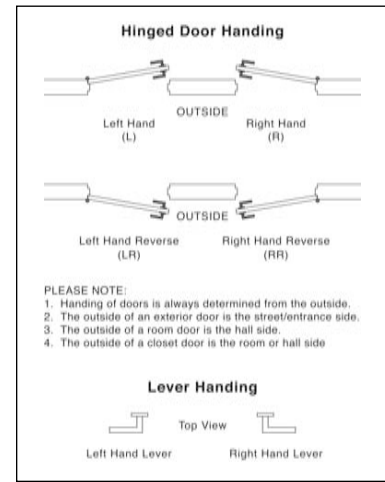
- E21005 = 2 1/2" x 4 1/2" Mack
- E21056 = 2 1/2" x 10" Mack
- E21057 = 2 1/2" x 10" Mack (TP)
- E21060 = 3 3/4" x 15" Mack
- E21063 = 3 3/4" x 15" Mack (TP)

Key

(TP) = Turn Piece Escutcheon

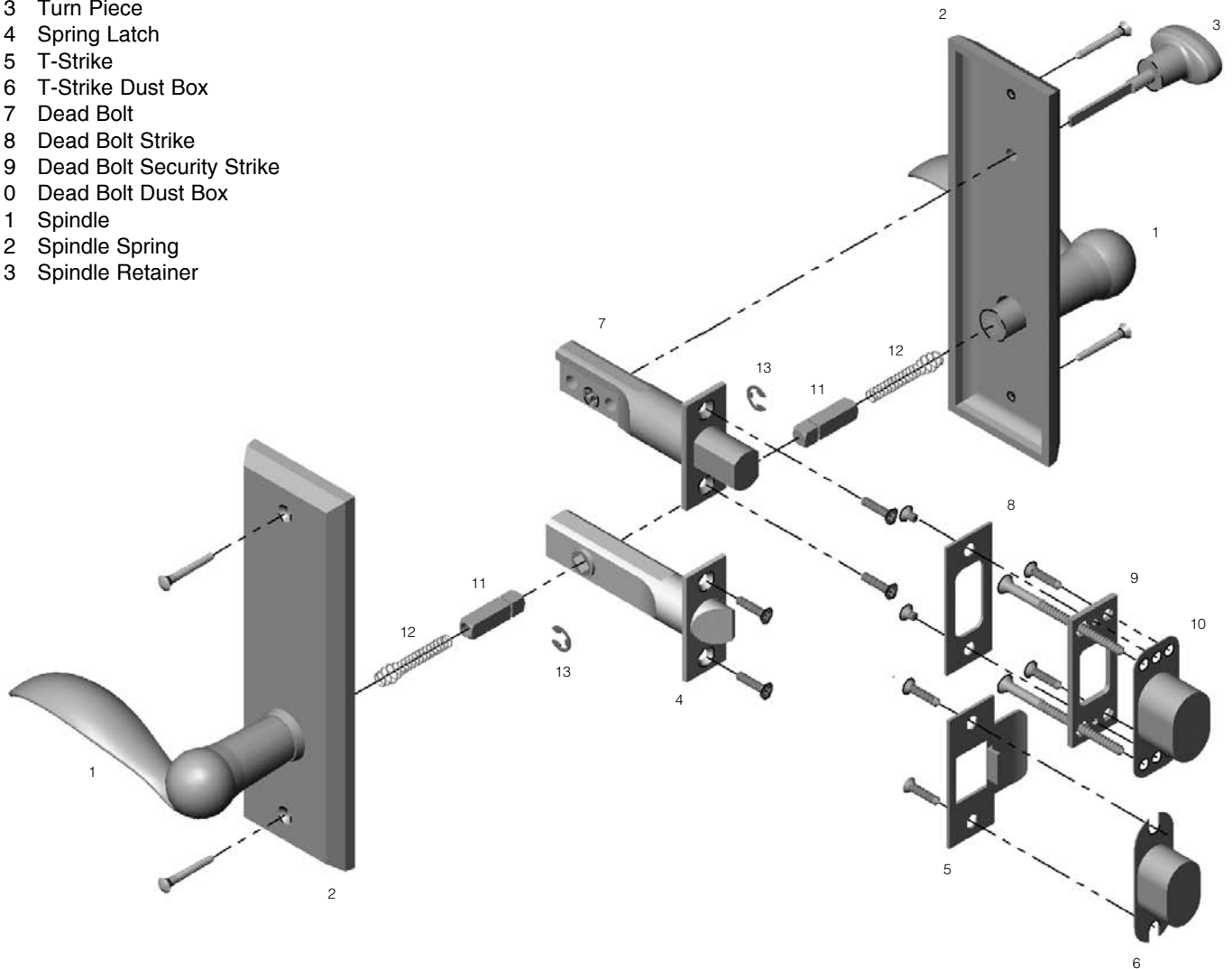
* Not recommended for use with knobs.

HANDING



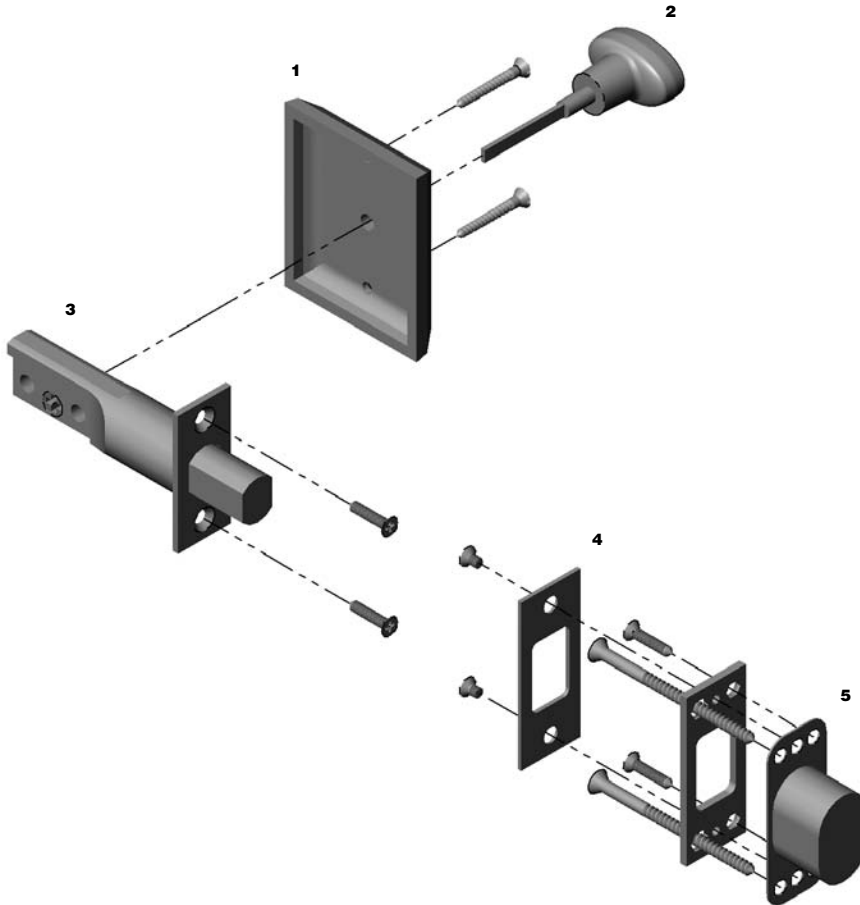
Patio Spring Latch / Dead Bolt Set—Lever to Lever

- 1 Lever
- 2 Escutcheon
- 3 Turn Piece
- 4 Spring Latch
- 5 T-Strike
- 6 T-Strike Dust Box
- 7 Dead Bolt
- 8 Dead Bolt Strike
- 9 Dead Bolt Security Strike
- 10 Dead Bolt Dust Box
- 11 Spindle
- 12 Spindle Spring
- 13 Spindle Retainer



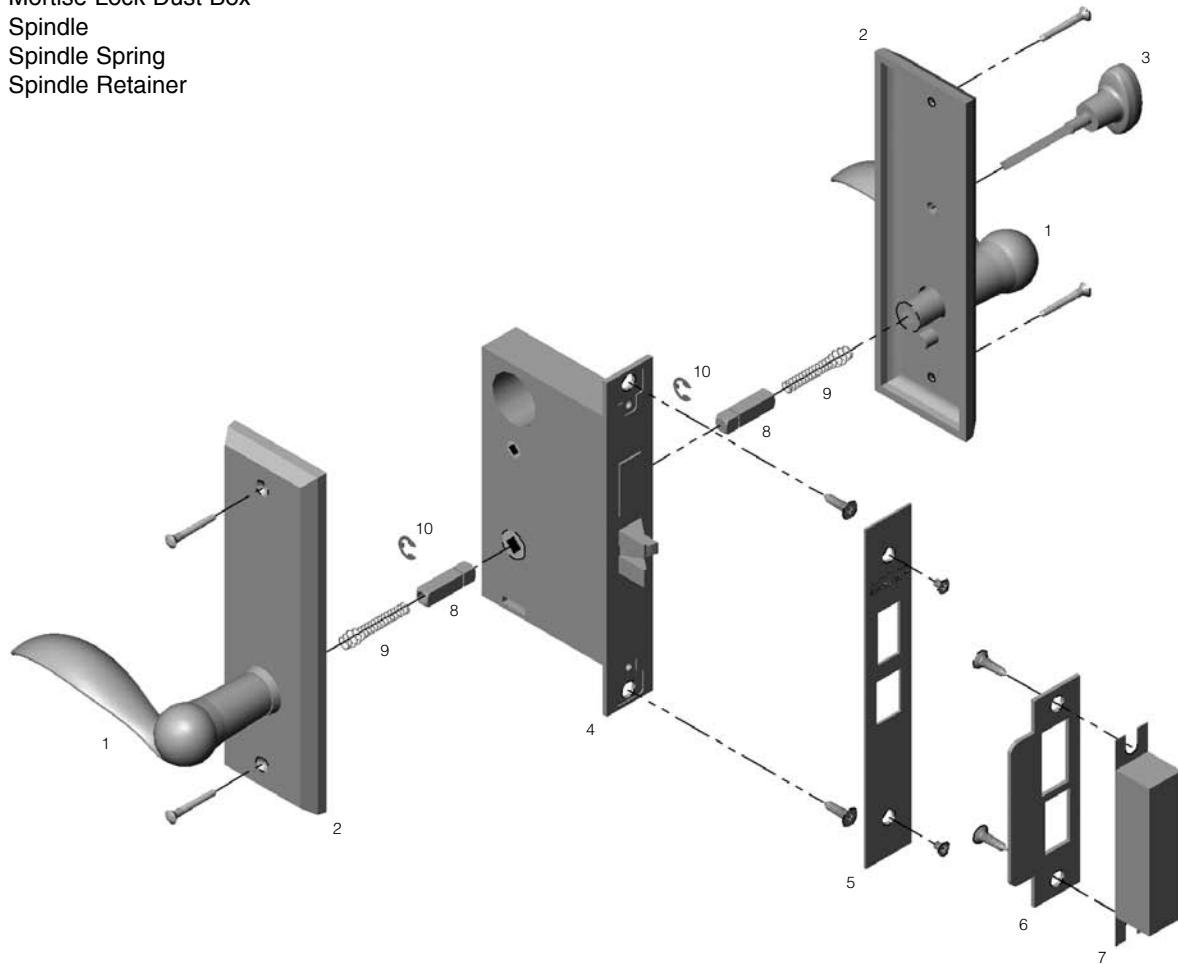
Patio Dead Bolt Combinations

- 1 Escutcheon
- 2 Turn Piece
- 3 Dead Bolt
- 4 Bolt Strike
- 5 Dead Bolt Dust Box
























Patio Mortise Lock Set—Lever to Lever








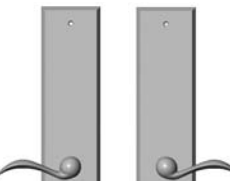
- 1 Lever
- 2 Escutcheon
- 3 Turn Piece
- 4 Mortise Lock
- 5 Scalp
- 6 Mortise Lock Strike
- 7 Mortise Lock Dust Box
- 8 Spindle
- 9 Spindle Spring
- 10 Spindle Retainer













- All finishes are priced the same.
- Price includes your choice of handle except for the Crystal Knobs (K150 or K155), where an upcharge applies. (Knobs not recommended for use with E415 and E416 escutcheons.) Call RMH for pricing.
- Combinations are shown with L105 Beaver Tail Lever for illustration purposes only. Refer to Section A for desired handle.
- Refer to Section U for door preparatory specifications. Call RMH to verify compatibility of each escutcheon with pre-existing door conditions.
- These escutcheons (E415 and E416) are not compatible with a 2 1/8" face bore.
- Specify metal, patina, handing, backset, door thickness, and lock type.

	ACTIVE	DUMMY	ESCUTCHEON OPTIONS
A	 IP415		A 3 9/16" x 3 9/16" Diamond Escutcheon IP415 Patio Dead Bolt \$ 195.00 Refer to spec page B1
B	 IP418		B 2 1/2" x 3" Rectangular Escutcheon IP418 Patio Dead Bolt \$ 195.00 Refer to spec page B1
C	 IP415		C 3 9/16" x 3 9/16" Diamond Escutcheon E415 / E415 / IP415 Patio Dead Bolt/ Spring Latch \$ 578.00 E415 Single Dummy \$ 166.00 E415 / E415 Full Dummy \$ 332.00 Refer to spec page B1 and B2
	  E415 E415	  E415 E415	
D	 IP418		D 2 5/8" x 2 5/8" Square Escutcheon E416 / E416 / IP418 Patio Dead Bolt/ Spring Latch \$ 578.00 E416 Single Dummy \$ 166.00 E416 / E416 Full Dummy \$ 332.00 Refer to spec page B1 and B2
	  E416 E416	  E416 E416	
E	 IP418		E 2 1/2" x 4 1/2" Rectangular Escutcheon E414 / E414 / IP418 Patio Dead Bolt/ Spring Latch. \$ 590.00 E414 Single Dummy \$ 172.00 E414 / E414 Full Dummy \$ 344.00 Refer to spec page B1 and B2
	  E414 E414	  E414 E414	
F	  E410 E412	  E410 E410	F 2 1/2" x 8" Rectangular Escutcheon E410 / E412 Patio Dead Bolt/ Spring Latch \$ 626.00 E410 / E412 Patio Mortise Lock \$ 760.00 E410 Single Dummy \$ 205.00 E410 / E410 Full Dummy \$ 410.00 Refer to spec page B3

- All finishes are priced the same.
- Price includes your choice of handle except for the Crystal Knobs (K150 or K155), where an upcharge applies. Call RMH for pricing.
- Combinations are shown with L105 Beaver Tail Lever for illustration purposes only. Refer to Section A for desired handle.
- Refer to Section U for door preparatory specifications. Call RMH to verify compatibility of each escutcheon with pre-existing door conditions.
- Specify metal, patina, handing, backset, door thickness, and lock type.

	ACTIVE	DUMMY	ESCUTCHEON OPTIONS
A	 E408 E431	 E408 E408	A 2 1/2" x 10" Rectangular Escutcheon E408 / E431 Patio Dead Bolt/ Spring Latch \$ 689.00 E408 / E431 Patio Mortise Lock \$ 824.00 E408 Single Dummy \$ 237.00 E408 / E408 Full Dummy \$ 474.00 Refer to spec page B3
B	 E436 E437	 E436 E436	B 2 1/2" x 13" Rectangular Escutcheon E436 / E437 Patio Dead Bolt/ Spring Latch \$ 712.00 E436 / E437 Patio Mortise Lock \$ 847.00 E436 Single Dummy \$ 249.00 E436 / E436 Full Dummy \$ 498.00 Refer to spec page B4
C	 E404 E421	 E404 E404	C 3" x 10" Rectangular Escutcheon E404 / E421 Patio Dead Bolt/ Spring Latch \$ 689.00 E404 / E421 Patio Mortise Lock \$ 824.00 E404 Single Dummy \$ 237.00 E404 / E404 Full Dummy \$ 474.00 Refer to spec page B4
D	 E460 E463	 E460 E460	D 3 1/2" x 13" Rectangular Escutcheon E460 / E463 Patio Dead Bolt/ Spring Latch \$ 756.00 E460 / E463 Patio Mortise Lock \$ 891.00 E460 Single Dummy \$ 271.00 E460 / E460 Full Dummy \$ 542.00 Refer to spec page B4

- All finishes are priced the same.
- Price includes your choice of handle except for the Crystal Knobs (K150 or K155), where an upcharge applies. Call RMH for pricing.
- Combinations are shown with L135 Olympus Lever for illustration purposes only. Refer to Section A for desired handle.
- Refer to Section U for door preparatory specifications. Call RMH to verify compatibility of each escutcheon with pre-existing door conditions.
- Specify metal, patina, handing, backset, door thickness, and lock type.

	ACTIVE	DUMMY	ESCUTCHEON OPTIONS
A	 IP318		A 2 1/2" x 3 1/8" Stepped Escutcheon IP318 Patio Dead Bolt \$195.00 Refer to spec page B14
B	 IP318  E304 E304	 E304 E304	B 2 1/2" x 4 1/2" Stepped Escutcheon E304 / E304 / IP318 Patio Dead Bolt/ Spring Latch \$590.00 E304 Single Dummy \$172.00 E304 / E304 Full Dummy \$344.00 Refer to spec pages B14 and B15
C	 E308  E306	 E308 E308	C 2 1/2" x 8" Stepped Escutcheon E308 / E306 Patio Dead Bolt/ Spring Latch \$626.00 E308 / E306 Patio Mortise Lock \$760.00 E308 Single Dummy \$205.00 E308 / E308 Full Dummy \$410.00 Refer to spec page B15
D	 E312  E313	 E312 E312	D 2 1/2" x 11" Stepped Escutcheon E312 / E313 Patio Dead Bolt/ Spring Latch \$689.00 E312 / E313 Patio Mortise Lock \$824.00 E312 Single Dummy \$237.00 E312 / E312 Full Dummy \$474.00 Refer to spec page B15

- All finishes are priced the same.
- Price includes your choice of handle except for the Crystal Knobs (K150 or K155), where an upcharge applies. Call RMH for pricing.
- Combinations are shown with L135 Olympus Lever for illustration purposes only. Refer to Section A for desired handle.
- Refer to Section U for door preparatory specifications. Call RMH to verify compatibility of each escutcheon with pre-existing door conditions.
- Specify metal, patina, handing, backset, door thickness, and lock type.

ACTIVE

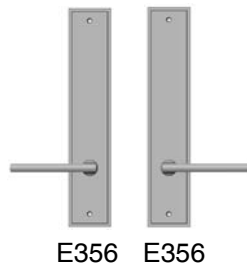
DUMMY

ESCUTCHEON OPTIONS

A



E356 E357

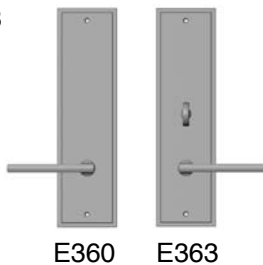


E356 E356


A 2 1/2" x 13" Stepped Escutcheon

- E356 / E357 Patio Dead Bolt/
Spring Latch \$712.00
 - E356 / E357 Patio Mortise Lock \$847.00
 - E356 Single Dummy \$249.00
 - E356 / E356 Full Dummy \$498.00
- Refer to spec page B16

B



E360 E363







E360 E360

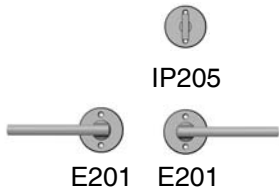

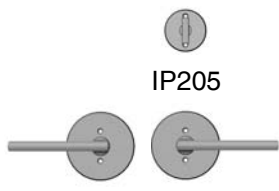

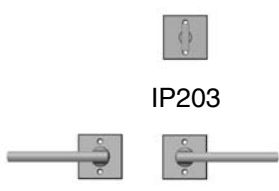

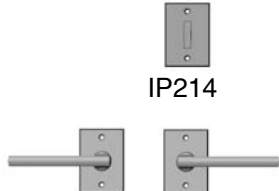

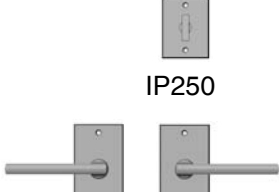

B 3 1/2" x 13" Stepped Escutcheon

- E360 / E363 Patio Dead Bolt/
Spring Latch \$756.00
 - E360 / E363 Patio Mortise Lock \$891.00
 - E360 Single Dummy \$271.00
 - E360 / E360 Full Dummy \$542.00
- Refer to spec page B16

- All finishes are priced the same.
- Price includes your choice of handle except for the Crystal Knobs (K150 or K155), where an upcharge applies. Call RMH for pricing.
- Combinations are shown with L135 Olympus Lever for illustration purposes only. Refer to Section A for desired handle.
- Refer to Section U for door preparatory specifications. Call RMH to verify compatibility of each escutcheon with pre-existing door conditions.
- Specify metal, patina, handing, backset, door thickness, and lock type.

	ACTIVE	DUMMY	ESCUTCHEON OPTIONS
A	 IP205		A 2 1/4" Round Metro Escutcheon IP205 Patio Dead Bolt \$195.00 Refer to spec page B22
B	 IP203		B 2 1/4" Square Metro Escutcheon IP203 Patio Dead Bolt \$195.00 Refer to spec page B22
C	 IP214		C 2 1/4" x 3 1/4" Metro Escutcheon IP214 Patio Dead Bolt \$195.00 Refer to spec page B22
D	 IP250		D 2 1/2" x 3 1/4" Metro Escutcheon IP250 Patio Dead Bolt \$195.00 Refer to spec page B22

- All finishes are priced the same.
- Price includes your choice of handle except for the Crystal Knobs (K150 or K155), where an upcharge applies. (Knobs not recommended for use with E201, E202, E204, and E205 escutcheons.) Call RMH for pricing.
- Combinations are shown with L135 Olympus Lever for illustration purposes only. Refer to Section A for desired handle.
- Refer to Section U for door preparatory specifications. Call RMH to verify compatibility of each escutcheon with pre-existing door conditions.
- These escutcheons (E201, E202, E204 and E205) are not compatible with a 2 1/8" face bore.
- Specify metal, patina, handing, backset, door thickness, and lock type.

	ACTIVE	DUMMY	ESCUTCHEON OPTIONS
A	 <p>IP205 E201 E201</p>	 <p>E201 E201</p>	<p>A 2 1/4" Round Metro Escutcheon E201 / E201 / IP205 Patio Dead Bolt/ Spring Latch \$581.00 E201 Single Dummy \$165.00 E201 / E201 Full Dummy \$330.00 Refer to spec page B22 and B23</p>
B	 <p>IP205 E202 E202</p>	 <p>E202 E202</p>	<p>B 3 1/2" Round Metro Escutcheon E202 / E202 / IP205 Patio Dead Bolt/ Spring Latch \$623.00 E202 Single Dummy \$186.00 E202 / E202 Full Dummy \$372.00 Refer to spec page B22 and B23</p>
C	 <p>IP203 E204 E204</p>	 <p>E204 E204</p>	<p>C 2 1/4" x 2 1/4" Square Metro Escutcheon E204 / E204 / IP203 Patio Dead Bolt/ Spring Latch \$583.00 E204 Single Dummy \$166.00 E204 / E204 Full Dummy \$332.00 Refer to spec page B22 and B23</p>
D	 <p>IP214 E205 E205</p>	 <p>E205 E205</p>	<p>D 2 1/4" x 3 1/4" Metro Escutcheon E205 / E205 / IP214 Patio Dead Bolt/ Spring Latch \$590.00 E205 Single Dummy \$172.00 E205 / E205 Full Dummy \$344.00 Refer to spec page B22 and B23</p>
E	 <p>IP250 E236 E236</p>	 <p>E236 E236</p>	<p>E 2 1/2" x 4 1/2" Metro Escutcheon E236 / E236 / IP250 Patio Dead Bolt/ Spring Latch \$590.00 E236 Single Dummy \$172.00 E236 / E236 Full Dummy \$344.00 Refer to spec page B22 and B23</p>

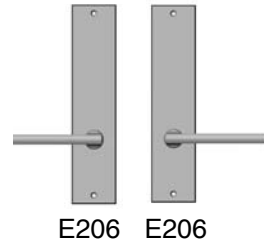
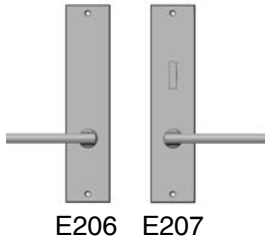
- All finishes are priced the same.
- Price includes your choice of handle except for the Crystal Knobs (K150 or K155), where an upcharge applies. Call RMH for pricing.
- Combinations are shown with L135 Olympus Lever for illustration purposes only. Refer to Section A for desired handle.
- Refer to Section U for door preparatory specifications. Call RMH to verify compatibility of each escutcheon with pre-existing door conditions.
- These escutcheons (E206 and E207) are not compatible with a 2 1/8" face bore.
- Specify metal, patina, handing, backset, door thickness, and lock type.

ACTIVE

DUMMY

ESCUTCHEON OPTIONS

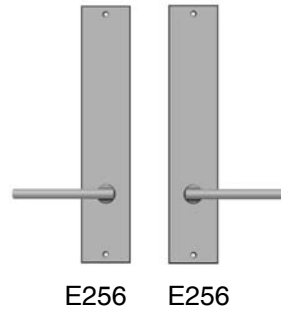
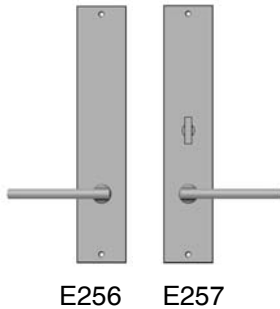
A



A 2 1/4" x 10" Metro Escutcheon

- E206 / E207 Patio Dead Bolt/ Spring Latch \$689.00
 - E206 / E207 Patio Mortise Lock \$824.00
 - E206 Single Dummy \$237.00
 - E206 / E206 Full Dummy \$474.00
- Refer to spec page B24

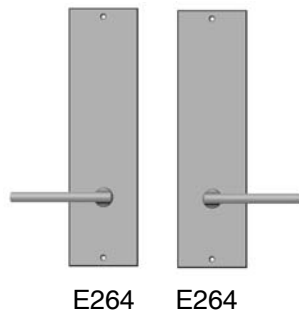
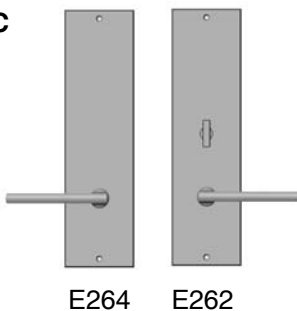
B



B 2 1/2" x 13" Metro Escutcheon

- E256 / E257 Patio Dead Bolt/ Spring Latch \$712.00
 - E256 / E257 Patio Mortise Lock \$847.00
 - E256 Single Dummy \$249.00
 - E256 / E256 Full Dummy \$498.00
- Refer to spec page B25






















C






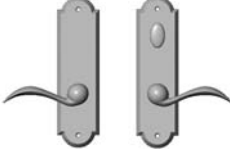
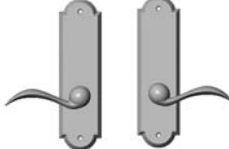

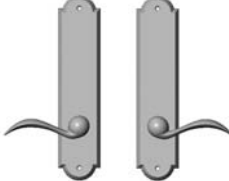
C 3 1/2" x 13" Metro Escutcheon

- E264 / E262 Patio Dead Bolt/ Spring Latch \$756.00
 - E264 / E262 Patio Mortise Lock \$891.00
 - E264 Single Dummy \$271.00
 - E264 / E264 Full Dummy \$542.00
- Refer to spec page B25


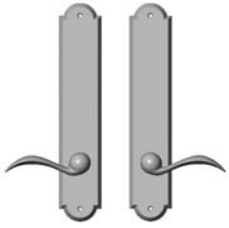
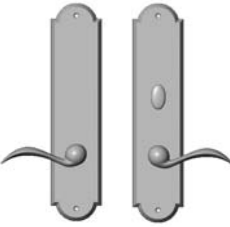
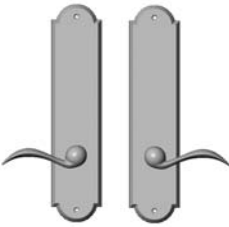
- All finishes are priced the same.
- Price includes your choice of handle except for the Crystal Knobs (K150 or K155), where an upcharge applies. (Knobs not recommended for use with E417 and E418 escutcheons.) Call RMH for pricing.
- Combinations are shown with L105 Beaver Tail Lever for illustration purposes only. Refer to Section A for desired handle.
- Refer to Section U for door preparatory specifications. Call RMH to verify compatibility of each escutcheon with pre-existing door conditions.
- These escutcheons (E417 and E418) are not compatible with a 2 1/8" face bore.
- Specify metal, patina, handing, backset, door thickness, and lock type.

	ACTIVE	DUMMY	ESCUTCHEON OPTIONS
A	 IP417		A 2 5/8" Round Escutcheon IP417 Patio Dead Bolt \$ 195.00 Refer to spec page B33
B	 IP716		B 2 1/2" x 3 3/4" Arched Escutcheon IP716 Patio Dead Bolt \$ 195.00 Refer to spec page B33
C	 IP417  E417  E417	 E417  E417	C 2 1/2" Round Escutcheon E417 / E417 / IP417 Patio Dead Bolt/ Spring Latch. \$ 581.00 E417 Single Dummy \$ 165.00 E417 / E417 Full Dummy \$ 330.00 Refer to spec pages B33 and B34
D	 IP417  E418  E418	 E418  E418	D 3 1/4" Round Escutcheon E418 / E418 / IP417 Patio Dead Bolt/ Spring Latch. \$ 595.00 E418 Single Dummy \$ 175.00 E418 / E418 Full Dummy \$ 350.00 Refer to spec pages B33 and B34
E	 IP417  E501  E501	 E501  E501	E 2 5/8" x 5 1/4" Oval Escutcheon E501 / E501 / IP417 Patio Dead Bolt/ Spring Latch. \$ 599.00 E501 Single Dummy \$ 176.00 E501 / E501 Full Dummy \$ 352.00 Refer to spec pages B33 and B34
F	 E540  E541	 E540  E540	F 2 1/2" x 10" Oval Escutcheon E540 / E541 Patio Dead Bolt/ Spring Latch. \$ 689.00 E540 / E541 Patio Mortise Lock \$ 824.00 E540 Single Dummy \$ 237.00 E540 / E540 Full Dummy \$ 474.00 Refer to spec pages B34
















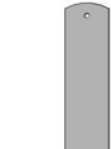
- All finishes are priced the same.
- Price includes your choice of handle except for the Crystal Knobs (K150 or K155), where an upcharge applies. Call RMH for pricing.
- Combinations are shown with L105 Beaver Tail Lever for illustration purposes only. Refer to Section A for desired handle.
- Refer to Section U for door preparatory specifications. Call RMH to verify compatibility of each escutcheon with pre-existing door conditions.
- Specify metal, patina, handing, backset, door thickness, and lock type.

	ACTIVE	DUMMY	ESCUTCHEON OPTIONS
A	 IP716  E701 E701	 E701 E701	A 2 1/2" x 5 1/2" Arched Escutcheon E701 / E701 / IP716 Patio Dead Bolt/ Spring Latch. \$ 639.00 E701 Single Dummy \$ 197.00 E701 / E701 Full Dummy \$ 394.00 Refer to spec pages B33 and B35
B	 E702 E723	 E702 E702	B 2 1/2" x 9" Arched Escutcheon E702 / E723 Patio Dead Bolt/ Spring Latch. \$ 689.00 E702 / E723 Patio Mortise Lock \$ 824.00 E702 Single Dummy \$ 237.00 E702 / E702 Full Dummy \$ 474.00 Refer to spec page B35
C	 E704 E721	 E704 E704	C 2 1/2" x 11" Arched Escutcheon E704 / E721 Patio Dead Bolt/ Spring Latch. \$ 689.00 E704 / E721 Patio Mortise Lock \$ 824.00 E704 Single Dummy \$ 237.00 E704 / E704 Full Dummy \$ 474.00 Refer to spec page B35

- All finishes are priced the same.
- Price includes your choice of handle except for the Crystal Knobs (K150 or K155), where an upcharge applies. Call RMH for pricing.
- Combinations are shown with L105 Beaver Tail Lever for illustration purposes only. Refer to Section A for desired handle.
- Refer to Section U for door preparatory specifications. Call RMH to verify compatibility of each escutcheon with pre-existing door conditions.
- Specify metal, patina, handing, backset, door thickness, and lock type.

	ACTIVE	DUMMY	ESCUTCHEON OPTIONS
A	 <p>E736 E737</p>	 <p>E736 E736</p>	<p>A 2 1/2" x 13" Arched Escutcheon E736 / E737 Patio Dead Bolt/ Spring Latch. \$712.00 E736 / E737 Patio Mortise Lock \$847.00 E736 Single Dummy \$249.00 E736 / E736 Full Dummy \$498.00 Refer to spec page B36</p>
B	 <p>E706 E728</p>	 <p>E706 E706</p>	<p>B 3" x 13" Arched Escutcheon E706 / E728 Patio Dead Bolt/ Spring Latch. \$756.00 E706 / E728 Patio Mortise Lock \$891.00 E706 Single Dummy \$271.00 E706 / E706 Full Dummy \$542.00 Refer to spec page B36</p>

- All finishes are priced the same.
- Price includes your choice of handle except for the Crystal Knobs (K150 or K155), where an upcharge applies. Call RMH for pricing.
- Combinations are shown with L135 Olympus Lever for illustration purposes only. Refer to Section A for desired handle.
- Refer to Section U for door preparatory specifications. Call RMH to verify compatibility of each escutcheon with pre-existing door conditions.
- Specify metal, patina, handing, backset, door thickness, and lock type.

	ACTIVE	DUMMY	ESCUTCHEON OPTIONS
A	 IP512		A 2 1/2" x 3 3/8" Curved Escutcheon IP512 Patio Dead Bolt/Spring Latch . . . \$ 195.00 Refer to spec page B47
B	 IP512		B 2 1/2" x 4 1/2" Curved Escutcheon E504 / E504 / IP512 Patio Dead Bolt/ Spring Latch. \$ 590.00 E504 Single Dummy \$ 172.00 E504 / E504 Full Dummy \$ 344.00 Refer to spec page B47
	 E504 E504	 E504 E504	
C	 E508	 E506	C 2 1/2" x 8" Curved Escutcheon E508 / E506 Patio Dead Bolt/ Spring Latch. \$ 626.00 E508 / E506 Patio Mortise Lock \$ 760.00 E508 Single Dummy \$ 205.00 E508 / E508 Full Dummy \$ 410.00 Refer to spec page B47
	 E508	 E508	
D	 E512	 E513	D 2 1/2" x 11" Curved Escutcheon E512 / E513 Patio Dead Bolt/ Spring Latch. \$ 689.00 E512 / E513 Patio Mortise Lock \$ 824.00 E512 Single Dummy \$ 237.00 E512 / E512 Full Dummy \$ 474.00 Refer to spec page B48
	 E512	 E512	
E	 E556	 E557	E 2 1/2" x 13" Curved Escutcheon E556 / E557 Patio Dead Bolt/ Spring Latch. \$ 712.00 E556 / E557 Patio Mortise Lock \$ 847.00 E556 Single Dummy \$ 249.00 E556 / E556 Full Dummy \$ 498.00 Refer to spec page B48
	 E556	 E556	

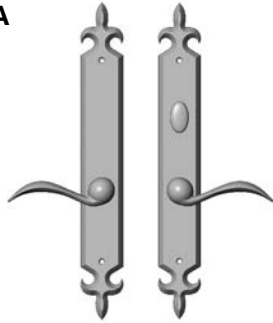
- All finishes are priced the same.
- Price includes your choice of handle except for the Crystal Knobs (K150 or K155), where an upcharge applies. Call RMH for pricing.
- Combinations are shown with L105 Beaver Tail Lever for illustration purposes only. Refer to Section A for desired handle.
- Refer to Section U for door preparatory specifications. Call RMH to verify compatibility of each escutcheon with pre-existing door conditions.
- These escutcheons (E820 and E821) are not compatible with a 2 1/8" face bore.
- Specify metal, patina, handing, backset, door thickness, and lock type.

ACTIVE

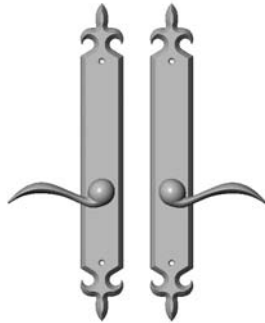
DUMMY

ESCUTCHEON OPTIONS

A



E820 E821

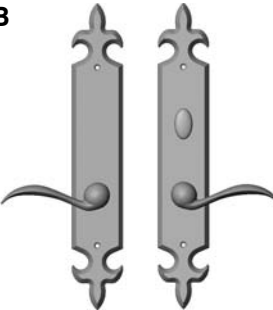


E820 E820

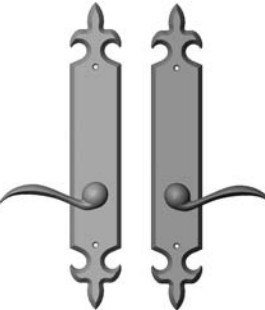
A 2" x 15" Fleur De Lis Escutcheon

- E820 / E821 Patio Dead Bolt/ Spring Latch \$689.00
 - E820 / E821 Patio Mortise Lock \$824.00
 - E820 Single Dummy \$237.00
 - E820 / E820 Full Dummy \$474.00
- Refer to spec page B55

B



E841 E842

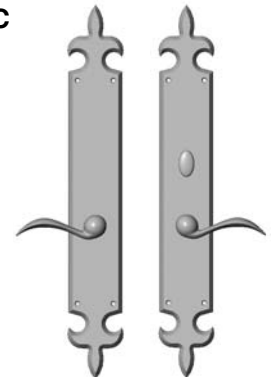


E841 E841

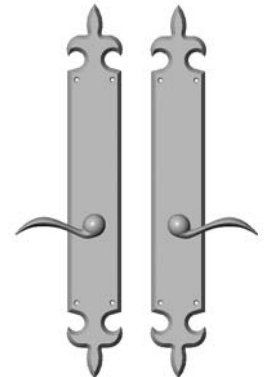
B 2 1/2" x 15" Fleur De Lis Escutcheon

- E841 / E842 Patio Dead Bolt/ Spring Latch \$712.00
 - E841 / E842 Patio Mortise Lock \$847.00
 - E841 Single Dummy \$249.00
 - E841 / E841 Full Dummy \$498.00
- Refer to spec page B56

C



E832 E831














E832 E832


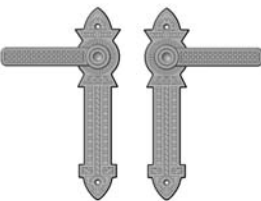
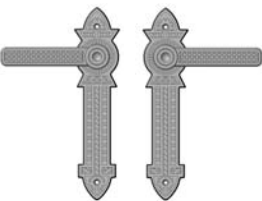
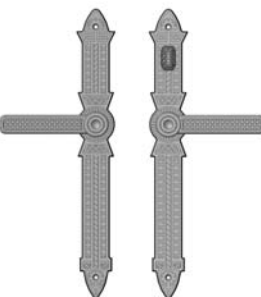
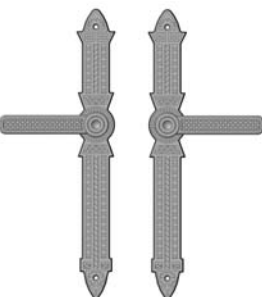

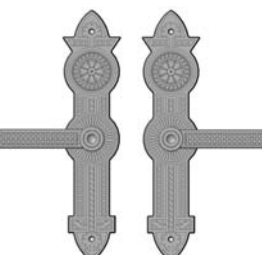
C 3" x 21" Fleur De Lis Escutcheon

- E832 / E831 Patio Dead Bolt/ Spring Latch \$894.00
 - E832 / E831 Patio Mortise Lock \$1029.00
 - E832 Single Dummy \$340.00
 - E832 / E832 Full Dummy \$680.00
- Refer to spec page B56








- All finishes are priced the same.
- Price includes your choice of handle except for the Crystal Knobs (K150 or K155), where an upcharge applies. (Knobs not recommended for use with E10820 escutcheon.) Call RMH for pricing.
- Combinations are shown with L10801 Briggs Lever for illustration purposes only. Refer to Section A for desired handle.
- Refer to Section U for door preparatory specifications. Call RMH to verify compatibility of each escutcheon with pre-existing door conditions.
- This escutcheon (E10820) is not compatible with a 2 1/8" face bore.
- Specify metal, patina, handing, backset, door thickness, and lock type.

	ACTIVE	DUMMY	ESCUTCHEON OPTIONS
A	 IP10800		A 2 1/2" x 5 1/8" Briggs Escutcheon IP10800 Patio Dead Bolt \$215.00 Refer to spec page B60
B	 IP10800  E10820  E10820	 E10820  E10820	B 2 1/2" Round Briggs Escutcheon E10820 / E10820 / IP10800 Patio Dead Bolt/ Spring Latch. \$601.00 E10820 Single Dummy \$165.00 E10820 / E10820 Full Dummy \$330.00 Refer to spec page B60
C	 IP10800  E10800  E10800	 E10800  E10800	C 2 3/8" x 7" Briggs Escutcheon E10800 / E10800 / IP10800 Patio Dead Bolt/ Spring Latch \$651.00 E10800 Single Dummy \$208.00 E10800 / E10800 Full Dummy \$416.00 Refer to spec page B60



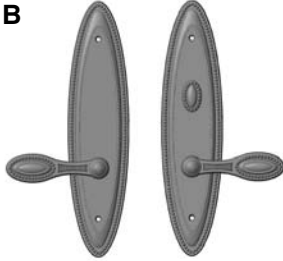
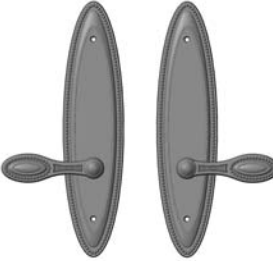
- All finishes are priced the same.
- Price includes your choice of handle except for the Crystal Knobs (K150 or K155), where an upcharge applies. Call RMH for pricing.
- Combinations are shown with L10801 Briggs Lever for illustration purposes only. Refer to Section A for desired handle.
- Refer to Section U for door preparatory specifications. Call RMH to verify compatibility of each escutcheon with pre-existing door conditions.
- These escutcheons (E10871 and E10877) are not compatible with a 2 1/8" face bore.
- Specify metal, patina, handing, backset, door thickness, and lock type.

	ACTIVE	DUMMY	ESCUTCHEON OPTIONS
A	 IP10800  E10810 E10810	 E10810 E10810	A 2 3/8" x 10" Briggs Escutcheon E10810 / E10810 / IP10800 Patio Dead Bolt/ Spring Latch. \$709.00 E10810 Single Dummy \$237.00 E10810 / E10810 Full Dummy \$474.00 Refer to spec page B60 and B61
B	 E10871 E10877	 E10871 E10871	B 2" x 15" Briggs Escutcheon E10871 / E10877 Patio Dead Bolt/ Spring Latch. \$689.00 E10871 / E10877 Patio Mortise Lock . . \$824.00 E10871 Single Dummy \$237.00 E10871 / E10871 Full Dummy \$474.00 Refer to spec page B63
C	 E10831 E10832	 E10831 E10831	C 3" x 13" Briggs Escutcheon E10831 / E10832 Patio Dead Bolt/ Spring Latch. \$756.00 E10831 / E10832 Patio Mortise Lock . . \$891.00 E10831 Single Dummy \$271.00 E10831 / E10831 Full Dummy \$542.00 Refer to spec page B61









- All finishes are priced the same.
- Price includes your choice of handle except for the Crystal Knobs (K150 or K155), where an upcharge applies. (Knobs not recommended for use with E589 escutcheon.) Call RMH for pricing.
- Combinations are shown with L580 Maddox Lever for illustration purposes only. Refer to Section A for desired handle.
- Refer to Section U for door preparatory specifications. Call RMH to verify compatibility of each escutcheon with pre-existing door conditions.
- This escutcheon (E589) is not compatible with a 2 1/8" face bore.
- Specify metal, patina, handing, backset, door thickness, and lock type.

	ACTIVE	DUMMY	ESCUTCHEON OPTIONS
A	 IP580		A 2 3/8" x 3 5/16" Maddox Escutcheon IP580 Patio Dead Bolt \$204.00 Refer to spec page B65
B	 IP580  E589 E589	 E589 E589	B 3 1/8" Round Maddox Escutcheon E589 / E589 / IP580 Patio Dead Bolt/ Spring Latch. \$797.00 E589 Single Dummy \$259.00 E589 / E589 Full Dummy \$518.00 Refer to spec page B65
C	 IP580  E588 E588	 E588 E588	C 2 3/8" x 7 1/2" Maddox Escutcheon E588 / E588 / IP580 Patio Dead Bolt/ Spring Latch. \$895.00 E588 Single Dummy \$308.00 E588 / E588 Full Dummy \$616.00 Refer to spec page B65













- All finishes are priced the same.
- Price includes your choice of handle except for the Crystal Knobs (K150 or K155), where an upcharge applies. Call RMH for pricing.
- Combinations are shown with L580 Maddox Lever for illustration purposes only. Refer to Section A for desired handle.
- Refer to Section U for door preparatory specifications. Call RMH to verify compatibility of each escutcheon with pre-existing door conditions.
- Specify metal, patina, handing, backset, door thickness, and lock type.

	ACTIVE	DUMMY	ESCUTCHEON OPTIONS
A	 <p>E585 E587</p>	 <p>E585 E585</p>	<p>A 2 1/2" x 10" Maddox Escutcheon</p> <p>E585 / E587 Patio Dead Bolt/ Spring Latch. \$879.00</p> <p>E585 / E587 Patio Mortise Lock \$1014.00</p> <p>E585 Single Dummy \$327.00</p> <p>E585 / E585 Full Dummy \$654.00</p> <p>Refer to spec page B65</p>
B	 <p>E584 E582</p>	 <p>E584 E584</p>	<p>B 3" x 12 1/2" Maddox Escutcheon</p> <p>E584 / E582 Patio Dead Bolt/ Spring Latch. \$921.00</p> <p>E584 / E582 Patio Mortise Lock \$1056.00</p> <p>E584 Single Dummy \$348.00</p> <p>E584 / E584 Full Dummy \$696.00</p> <p>Refer to spec page B66</p>

- All finishes are priced the same.
- Price includes your choice of handle except for the Crystal Knobs (K150 or K155), where an upcharge applies. (Knobs not recommended for use with E101 and E103 escutcheons.) Call RMH for pricing.
- Combinations are shown with L135 Olympus Lever for illustration purposes only. Refer to Section A for desired handle.
- Refer to Section U for door preparatory specifications. Call RMH to verify compatibility of each escutcheon with pre-existing door conditions.
- These escutcheons (E101 and E103) are not compatible with a 2 1/8" face bore.
- Specify metal, patina, leather or texture, handing, backset, door thickness, and lock type.
- Refer to page E*i* for leather and texture options. See website or brochure for details. (IP205 and IP203 do not feature leather or texture.)

ACTIVE	DUMMY	ESCUTCHEON OPTIONS
<p>A</p>  <p>IP205</p>  <p>E101 E101 E101 E101</p>		<p>A 3 1/2" Round Designer Escutcheon E101 / E101 / IP205 Patio Dead Bolt/ Spring Latch. \$1054.00 E101 Single Dummy \$389.00 E101 / E101 Full Dummy \$778.00 Refer to spec pages B22 and B68</p>
<p>B</p>  <p>IP203</p>  <p>E103 E103 E103 E103</p>		<p>B 3" x 3" Square Designer Escutcheon E103 / E103 / IP203 Patio Dead Bolt Spring Latch. \$1054.00 E103 Single Dummy \$389.00 E103 / E103 Full Dummy \$778.00 Refer to spec pages B22 and B68</p>
<p>C</p>  <p>E110 E112</p>  <p>E110 E110</p>		<p>C 3" x 8" Designer Escutcheon E110 / E112 Patio Dead Bolt Spring Latch. \$1127.00 E110 / E112 Patio Mortise Lock \$1278.00 E110 Single Dummy \$485.00 E110 / E110 Full Dummy \$970.00 Refer to spec page B68</p>
<p>D</p>  <p>E115 E116</p>  <p>E115 E115</p>		<p>D 3" x 10" Designer Escutcheon E115 / E116 Patio Dead Bolt/ Spring Latch. \$1213.00 E115 / E116 Patio Mortise Lock \$1364.00 E115 Single Dummy \$502.00 E115 / E115 Full Dummy \$1004.00 Refer to spec page B68</p>

- All finishes are priced the same.
- Price includes your choice of handle except for the Crystal Knobs (K150 or K155), where an upcharge applies. Call RMH for pricing.
- Combinations are shown with L075 Ellis Lever for illustration purposes only. Refer to Section A for desired handle.
- Refer to Section U for door preparatory specifications. Call RMH to verify compatibility of each escutcheon with pre-existing door conditions.
- Specify metal, patina, handing, backset, door thickness, and lock type.

	ACTIVE	DUMMY	ESCUTCHEON OPTIONS
A	 IP014		A 3" x 3 3/4" Ellis Escutcheon IP014 Patio Dead Bolt \$204.00 Refer to spec page B72
B	 IP014		B 3" x 5" Ellis Escutcheon E005 / E005 / IP014 Patio Dead Bolt/ Spring Latch. \$895.00 E005 Single Dummy \$308.00 E005 / E005 Full Dummy \$616.00 Refer to spec page B72
	 E005	 E005	
C	 E056	 E056	C 3" x 11" Ellis Escutcheon E056 / E057 Patio Dead Bolt/ Spring Latch. \$879.00 E056 / E057 Patio Mortise Lock \$1014.00 E056 Single Dummy \$327.00 E056 / E056 Full Dummy \$654.00 Refer to spec page B72
	 E057	 E056	
D	 E060	 E060	D 3" x 13" Ellis Escutcheon E060 / E063 Patio Dead Bolt/ Spring Latch. \$921.00 E060 / E063 Patio Mortise Lock \$1056.00 E060 Single Dummy \$348.00 E060 / E060 Full Dummy \$696.00 Refer to spec page B73
	 E063	 E060	

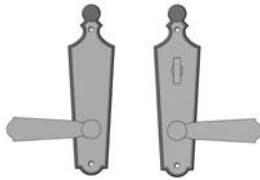
- All finishes are priced the same.
- Price includes your choice of handle except for the Crystal Knobs (K150 or K155), where an upcharge applies. Call RMH for pricing.
- Combinations are shown with L10010 Paris Lever for illustration purposes only. Refer to Section A for desired handle.
- Refer to Section U for door preparatory specifications. Call RMH to verify compatibility of each escutcheon with pre-existing door conditions.
- These escutcheons (E10015 and E10016) are not compatible with a 2 1/8" face bore.
- Specify metal, patina, handing, backset, door thickness, and lock type.

ACTIVE

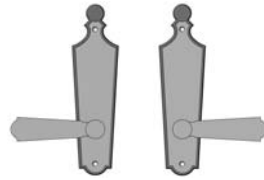
DUMMY

ESCUTCHEON OPTIONS

A



E10015 E10016





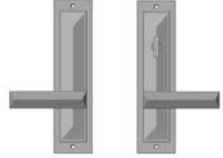
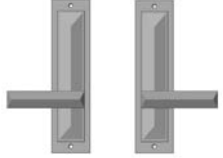


E10015 E10015

**A 2 1/2" x 9 1/4" Paris Escutcheon
Roger Thomas Collection**

E10015 / E10016 Patio Dead Bolt/ Spring Latch	\$ 758.00
E10015 / E10016 Patio Mortise Lock	\$ 907.00
E10015 Single Dummy	\$ 261.00
E10015 / E10015 Full Dummy	\$ 522.00
Refer to spec page B77	

- All finishes are priced the same.
- Price includes your choice of handle except for the Crystal Knobs (K150 or K155), where an upcharge applies. Call RMH for pricing.
- Combinations are shown with L21005 Emile Lever for illustration purposes only. Refer to Section A for desired handle.
- Refer to Section U for door preparatory specifications. Call RMH to verify compatibility of each escutcheon with pre-existing door conditions.
- Specify metal, patina, handing, backset, door thickness, and lock type.

ACTIVE	DUMMY	ESCUTCHEON OPTIONS
<p>A</p>  <p>IP21014</p>		<p>A 2 1/2" x 3 1/2" Mack Escutcheon IP21014 Patio Dead Bolt \$195.00 Refer to spec page B78</p>
<p>B</p>  <p>IP21014</p>  <p>E21005 E21005</p>	<p>DUMMY</p>  <p>E21005 E21005</p>	<p>B 2 1/2" x 4 1/2" Mack Escutcheon E21005 / E21005 / IP21014 Patio Dead Bolt/ Spring Latch. \$590.00 E21005 Single Dummy \$172.00 E21005 / E21005 Full Dummy \$344.00 Refer to spec page B78</p>
<p>C</p>  <p>E21056 E21057</p>	<p>DUMMY</p>  <p>E21056 E21056</p>	<p>C 2 1/2" x 10" Mack Escutcheon E21056 / E21057 Patio Dead Bolt/ Spring Latch \$689.00 E21056 / E21057 Patio Mortise Lock . . . \$824.00 E21056 Single Dummy \$237.00 E21056 / E21056 Full Dummy \$474.00 Refer to spec page B79</p>

- All finishes are priced the same.
- Price includes your choice of handle except for the Crystal Knobs (K150 or K155), where an upcharge applies. Call RMH for pricing.
- Combinations are shown with L21005 Emile Lever for illustration purposes only. Refer to Section A for desired handle.
- Refer to Section U for door preparatory specifications. Call RMH to verify compatibility of each escutcheon with pre-existing door conditions.
- Specify metal, patina, handing, backset, door thickness, and lock type.
- These escutcheons (E21060 and E21063) require a backset that is 2 1/2" or greater.

ACTIVE


DUMMY

ESCUTCHEON OPTIONS

A



E21060 E21063



E21060 E21060

A 3 3/4" x 15" Mack Escutcheon

E21060 / E21063 Patio Dead Bolt/ Spring Latch	\$ 894.00
E21060 / E21063 Patio Mortise Lock . . .	\$1029.00
E21060 Single Dummy	\$ 340.00
E21060 / E21060 Full Dummy.....	\$ 680.00
Refer to spec page B79	