

Sample Order / Cheat Sheet
C Passage Sets 1/2

QUOTE ORDER

NAME: _____
 ADDRESS: _____

 OFFICE PHONE: _____
 FAX PHONE: _____
 JOB PHONE: _____

PO# _____
 DELIVERY: _____
 ADDRESS: _____

ROCKY MOUNTAIN®
 H A R D W A R E
HARDWARE WORK ORDER
 Toll Free 888.788.2013 or 208.788.2013; Fax 208.788.2577

ORDER DATE: _____
 CONTACT: _____
 JOB NAME: _____

2002.12.04

LINE NO.	FUNCTION	HANDLE		ESCUTCHEON		METAL	PATINA	HANDING OR LENGTH	BACKSET	DOOR THICKNESS	LOCK TYPE	DEAD BOLT TRIM	DESCRIPTION	LOCATION #	QTY.	PRICE QUOTED
		EXTERIOR	INTERIOR	EXTERIOR	INTERIOR											
1	PA	L102	L102	E414	E414	B	D	L	238	138	SL			1	1	424.00
2	PA	K202	K202	E308	E308	W	M	RR	234	134	ML			2	1	632.00
3	DU	L110	N	E512	N	B	L	R						3	1	237.00
4	DU	K251	K251	E701	E701	W	L							4	1	394.00
5	PA	K208	K208	E508	E508	B	M	R	234	134	ML			5	1	632.00
6																

FUNCTION
 PA = Passage
 DU = Dummy

HANDLE
 For a list of Levers, Knobs, and Rings available for Passage Sets, see next page.
 For specifications, refer to Section A.

ESCUTCHEONS
 For a list of Escutcheons available for Passage Sets, see next page.
 For configurations, specifications, and pricing, refer to content of this section.

METAL
 B = Silicon Bronze
 W = White Bronze

PATINA
 L = Light
 M = Medium
 D = Dark
 R = Rust
 BB = Brushed

HANDING
 See Hinged Door Handing diagram, next page.
 L = Left Hand
 R = Right Hand
 LR = Left Hand Reverse
 RR = Right Hand Reverse

BACKSET
 238 = 2 3/8" SL
 212 = 2 1/2" ML
 234 = 2 3/4" SL, ML

Up-charge for sizes below. Call for pricing.
 114 = 1 1/4" ML
 112 = 1 1/2" ML
 134 = 1 3/4" ML
 2 = 2" ML
 214 = 2 1/4" ML
 334 = 3 3/4" ML
 5 = 5" ML
 6 = 6" ML
 N = No

DOOR THICKNESS
 138 = 1 3/8"
 112 = 1 1/2"
 134 = 1 3/4"
 178 = 1 7/8"
 2 = 2"
 214 = 2 1/4"

Up-charge for sizes below. Call for pricing.
 212 = 2 1/2"
 258 = 2 5/8"
 234 = 2 3/4"
 3 = 3"
 314 = 3 1/4"
 312 = 3 1/2"
 4 = 4"
 N = No

LOCK TYPE
Complete Sets
 SL = Spring Latch
 ML = Mortise Lock

DEAD BOLT TRIM
 Not Applicable

DESCRIPTION
Leather Options
 LBK = Black Leather
 LBT = Brown Tapestry Leather
 LBW = Brown Weave Leather
 LCH = Chocolate Leather
 LHA = Hazelnut Leather
 LSP = Spice Leather
 LWH = White Leather
 LWI = Wine Leather

Bronze Insert Options
 BTW = Weave Insert
 BFL = Flower Insert
 BTD = Tide Insert
 BWD = Wood Insert
 BBR = Branch Insert
 BBA = Basic Insert
 BTF = Tuft Insert

QTY
 Number of each desired

PRICE
 \$ List price each

LOCATION #
 Room Number or Door Number, etc.

HANDLE

Lever

- L075 = Ellis Lever
- L101 = Longhorn Lever
- L102 = Squirrel Tail Lever
- L103 = Chub Lever
- L104 = Hook Lever
- L105 = Beaver Tail Lever
- L106 = Talon Lever
- L107 = Slugger Lever
- L108 = Tube Lever
- L109 = Legacy Lever
- L110 = Classic Lever
- L111 = Twig Lever
- L112 = Large Chub Lever
- L115 = Acanthus Lever
- L117 = French Lever
- L118 = French Twist Lever
- L119 = Long Legacy Lever
- L120 = Long French Lever
- L121 = Rock Creek Lever
- L122 = Large Hook Lever
- L123 = Old World Lever
- L125 = Classic Scroll Lever
- L126 = Triple Twist Lever
- L127 = Scroll Lever
- L128 = Small Classic Lever
- L130 = Monarch Lever
- L131 = Large Monarch Lever
- L132 = Square Twist Lever
- L135 = Olympus Lever
- L137 = Olympus Return Lever
- L140 = Harrington Lever
- L141 = Large Rock Creek Lever
- L147 = Large Olympus Lever
- L150 = Bella Lever
- L151 = Large Harrington Lever
- L153 = Talon Return Lever
- L156 = Large Scroll Lever
- L158 = Large Acanthus Lever
- L160 = Wing Lever
- L163 = Euro Lever
- L174 = Lariat Lever
- L175 = Bamboo Lever
- L179 = Twig Return Lever
- L182 = Ribbon & Reed Lever
- L216 = Old World Return Lever
- L219 = Long Legacy Return Lever
- L224 = Ridge Lever
- L228 = Large Ridge Lever
- L241 = Large French Lever
- L245 = French Return Lever
- L276 = Falcon Lever

Lever (continued)

- L301 = Strap Lever
- L302 = Large Strap Lever
- L304 = Reed Lever
- L307 = Jane Lever
- L310 = Pool Lever
- L314 = UJ Lever
- L580 = Maddox Lever
- L10010 = Paris Lever
- L10801 = Briggs Lever
- L10802 = Kettle Lever
- L21005 = Emile Lever

Knobs

- K075 = Ellis Knob
- K150 = Oval Crystal Knob
- K155 = Round Crystal Knob
- K201 = Mushroom Knob
- K202 = Hitch Knob
- K203 = Potato Knob
- K204 = Egg Knob
- K205 = Baker Knob
- K206 = Large Luna Knob
- K207 = Luna Knob
- K208 = Gem Knob
- K211 = Mini Roswell Knob
- K215 = Friedman Knob
- K218 = Elliptic Knob
- K219 = Carriage Knob
- K230 = Acanthus Knob
- K233 = Large Acanthus Knob
- K235 = Cross Knob
- K251 = Roswell Knob
- K268 = Squash Knob
- K580 = Maddox Knob
- K10010 = Quatrafoil Knob
- K10015 = Octagonal Knob
- K10801 = Sundial Knob
- K10802 = Kettle Knob
- K21001 = Mack Knob
- T300 = T Handle

Rings

- RP25 = Ring Pull 2 1/2"
- RP3 = Ring Pull 3"
- RP4 = Ring Pull 4"

ESCUICHEONS

- Sq-Dmnd-Rnd-Oval**
- E416 = 2 5/8" x 2 5/8" Square*
 - E415 = 3 9/16" x 3 9/16" Dmnd*
 - E417 = 2 1/2" Round*
 - E418 = 3 1/4" Round*
 - E501 = 2 5/8" x 5 1/4" Oval
 - E540 = 2 1/2" x 10" Oval

Escutcheons (continued)

Rectangular

- E414 = 2 1/2" x 4 1/2" Rect
- E410 = 2 1/2" x 8" Rect
- E408 = 2 1/2" x 10" Rect
- E436 = 2 1/2" x 13" Rect
- E404 = 3" x 10" Rect
- E460 = 3 1/2" x 13" Rect

Stepped

- E304 = 2 1/2" x 4 1/2" Stepped
- E308 = 2 1/2" x 8" Stepped
- E312 = 2 1/2" x 11" Stepped
- E356 = 2 1/2" x 13" Stepped
- E360 = 3 1/2" x 13" Stepped

Metro

- E201 = 2 1/4" Round*
- E202 = 3 1/2" Round*
- E204 = 2 1/4" x 2 1/4" Square*
- E205 = 2 1/4" x 3 1/4" Metro
- E206 = 2 1/4" x 10" Metro
- E236 = 2 1/2" x 4 1/2" Metro
- E256 = 2 1/2" x 13" Metro
- E264 = 3 1/2" x 13" Metro

Arched

- E701 = 2 1/2" x 5 1/2" Arched
- E702 = 2 1/2" x 9" Arched
- E704 = 2 1/2" x 11" Arched
- E736 = 2 1/2" x 13" Arched
- E706 = 3" x 13" Arched

Curved

- E504 = 2 1/2" x 4 1/2" Curved
- E508 = 2 1/2" x 8" Curved
- E512 = 2 1/2" x 11" Curved
- E556 = 2 1/2" x 13" Curved

Fleur de Lis

- E828 = 2" x 8" Fleur de Lis
- E820 = 2" x 15" Fleur de Lis
- E841 = 2 1/2" x 15" Fleur de Lis
- E832 = 3" x 21" Fleur de Lis

Briggs

- E10820 = 2 1/2" Round*
- E10871 = 2" x 15" Briggs
- E10800 = 2 3/8" x 7" Briggs
- E10810 = 2 3/8" x 10" Briggs
- E10831 = 3" x 13" Briggs

Maddox

- E589 = 3 1/8" Maddox*
- E588 = 2 3/8" x 7 1/2" Maddox
- E585 = 2 1/2" x 10" Maddox
- E584 = 3" x 12 1/2" Maddox

Designer

- E101 = 3 1/2" Round*
- E103 = 3" x 3" Square*
- E110 = 3" x 8" Designer
- E115 = 3" x 10" Designer

Ellis

- E005 = 3" x 5" Ellis
- E056 = 3" x 11" Ellis
- E060 = 3" x 13" Ellis

Roger Thomas Paris Collection

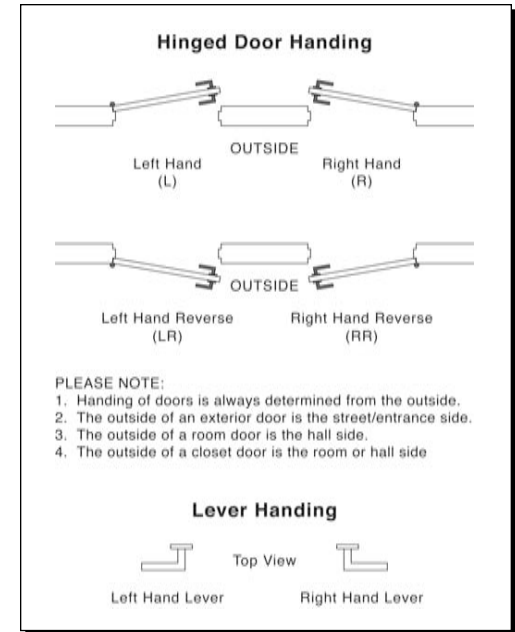
- E10010 = 2 1/2" x 6" Paris
- E10015 = 2 1/2" x 9 1/4" Paris

Mack

- E21005 = 2 1/2" x 4 1/2" Mack
- E21056 = 2 1/2" x 10" Mack
- E21060 = 3 3/4" x 15" Mack

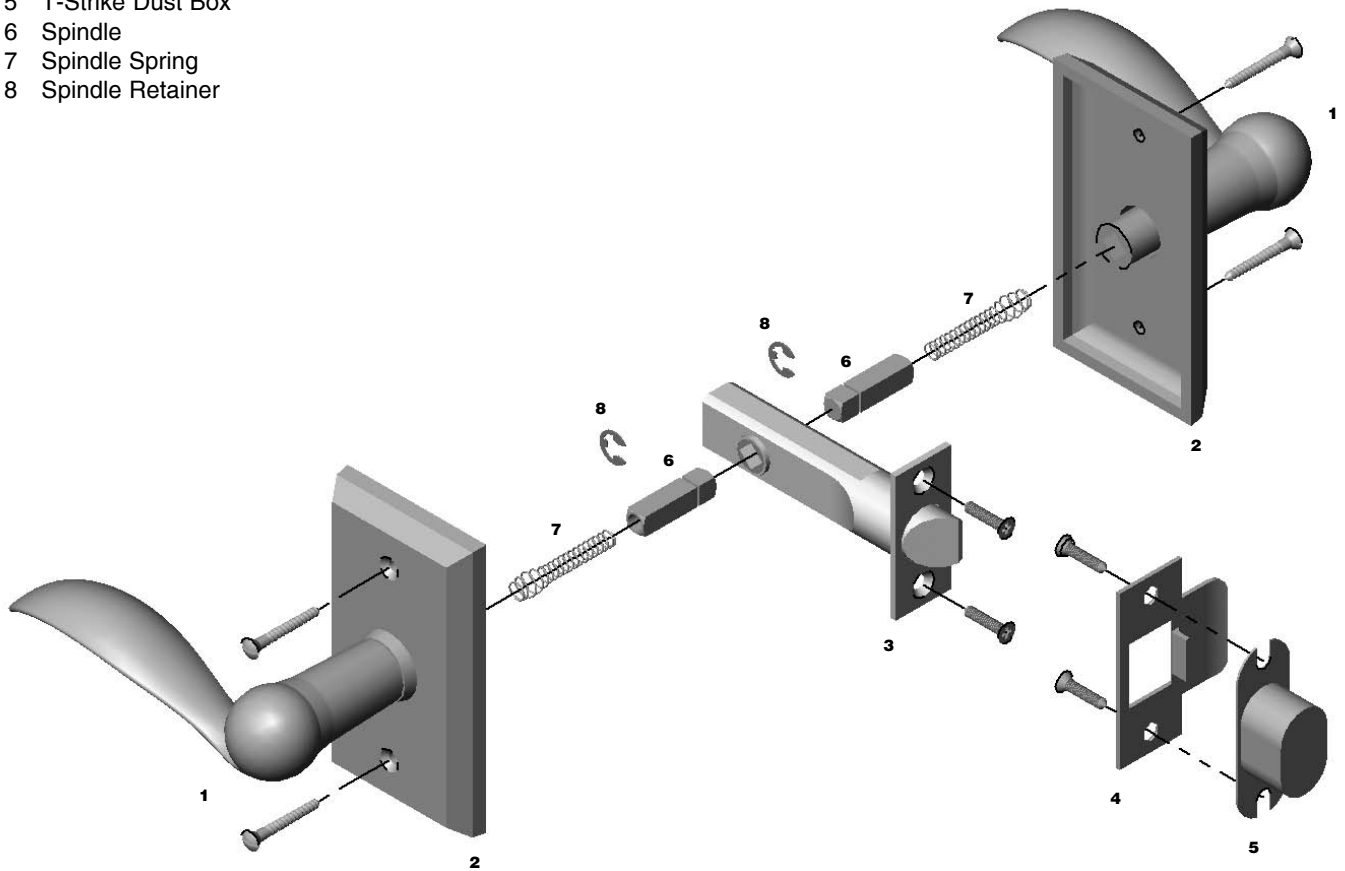
* Not recommended for use with knobs.

HANDING



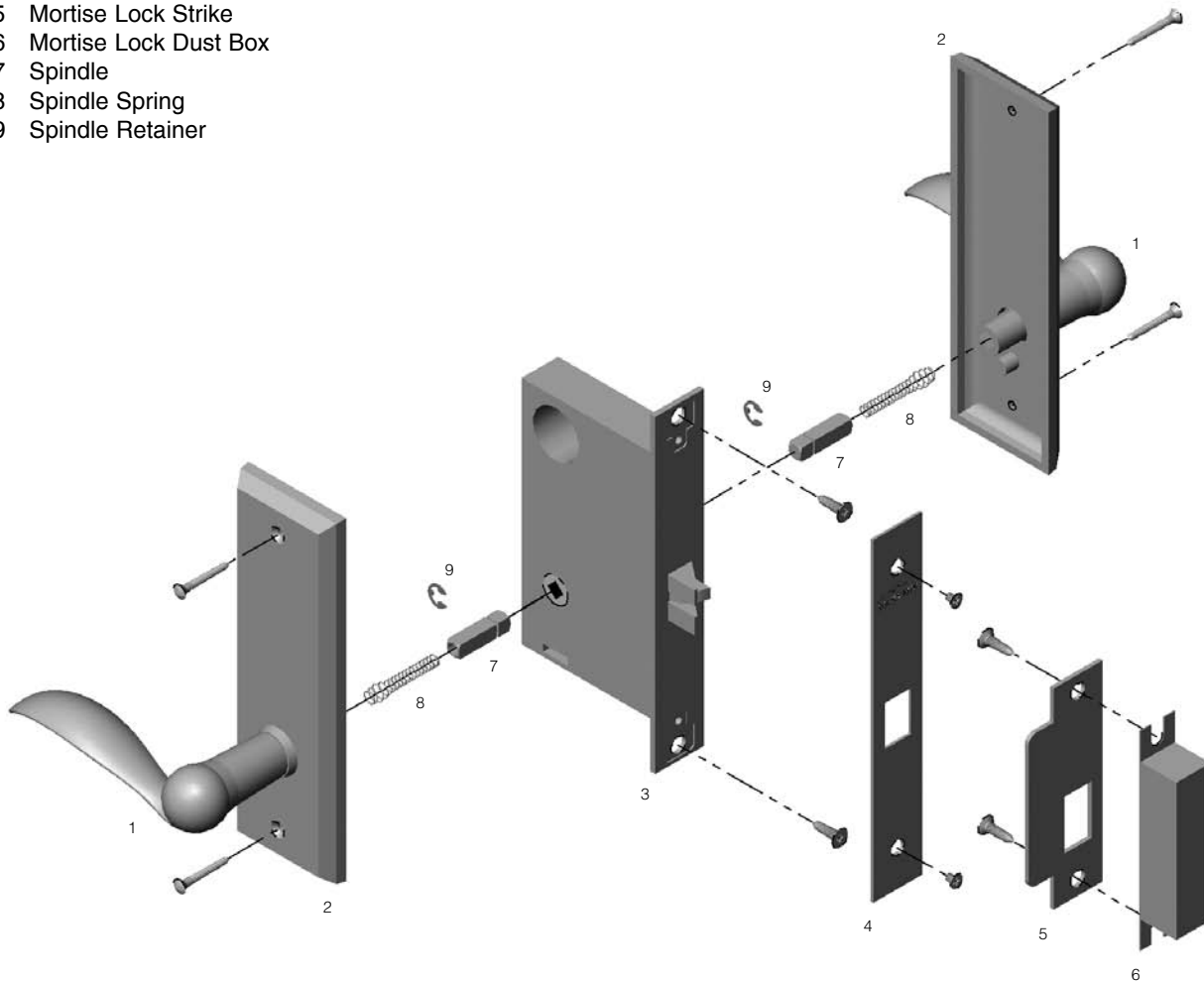
Passage Spring Latch Set—Lever to Lever

- 1 Lever
- 2 Escutcheon
- 3 Spring Latch
- 4 T-Strike
- 5 T-Strike Dust Box
- 6 Spindle
- 7 Spindle Spring
- 8 Spindle Retainer











Passage Mortise Lock Set—Lever to Lever

- 1 Lever
- 2 Escutcheon
- 3 Mortise Lock
- 4 Scalp
- 5 Mortise Lock Strike
- 6 Mortise Lock Dust Box
- 7 Spindle
- 8 Spindle Spring
- 9 Spindle Retainer



- All finishes are priced the same.
- Price includes your choice of handle except for the Crystal Knobs (K150 or K155), where an upcharge applies. (Knobs not recommended for use with E415 and E416 escutcheons.) Call RMH for pricing.
- Combinations are shown with L105 Beaver Tail Lever for illustration purposes only. Refer to Section A for desired handle.
- Refer to Section U for door preparatory specifications. Call RMH to verify compatibility of each escutcheon with pre-existing door conditions.
- These escutcheons (E415 and E416) are not compatible with a 2 1/8" face bore.
- Specify metal, patina, handing, backset, door thickness, and lock type.

	ACTIVE	DUMMY	ESCUTCHEON OPTIONS
A	 E416 E416	 E416 E416	A 2 5/8" x 2 5/8" Square Escutcheon E416 / E416 Passage Spring Latch . . . \$413.00 E416 / E416 Passage Mortise Lock . . . \$553.00 E416 Single Dummy \$166.00 E416 / E416 Full Dummy \$332.00 Refer to spec page B2
B	 E415 E415	 E415 E415	B 3 9/16" x 3 9/16" Diamond Escutcheon E415 / E415 Passage Spring Latch . . . \$413.00 E415 / E415 Passage Mortise Lock . . . \$553.00 E415 Single Dummy \$166.00 E415 / E415 Full Dummy \$332.00 Refer to spec page B2
C	 E414 E414	 E414 E414	C 2 1/2" x 4 1/2" Rectangular Escutcheon E414 / E414 Passage Spring Latch . . . \$424.00 E414 / E414 Passage Mortise Lock . . . \$565.00 E414 Single Dummy \$172.00 E414 / E414 Full Dummy \$344.00 Refer to spec page B2
D	 E410 E410	 E410 E410	D 2 1/2" x 8" Rectangular Escutcheon E410 / E410 Passage Spring Latch . . . \$491.00 E410 / E410 Passage Mortise Lock . . . \$632.00 E410 Single Dummy \$205.00 E410 / E410 Full Dummy \$410.00 Refer to spec page B3

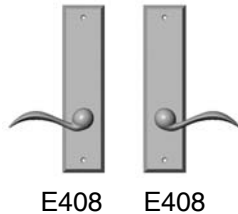
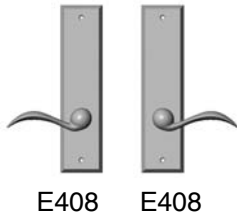
- All finishes are priced the same.
- Price includes your choice of handle except for the Crystal Knobs (K150 or K155), where an upcharge applies. Call RMH for pricing.
- Combinations are shown with L105 Beaver Tail Lever for illustration purposes only. Refer to Section A for desired handle.
- Refer to Section U for door preparatory specifications. Call RMH to verify compatibility of each escutcheon with pre-existing door conditions.
- Specify metal, patina, handing, backset, door thickness, and lock type.

ACTIVE

DUMMY

ESCUTCHEON OPTIONS

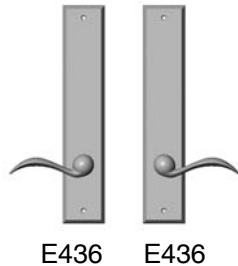
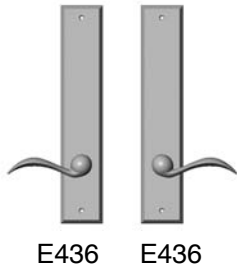
A



A 2 1/2" x 10" Rectangular Escutcheon

- E408 / E408 Passage Spring Latch . . . \$555.00
 - E408 / E408 Passage Mortise Lock . . . \$695.00
 - E408 Single Dummy \$237.00
 - E408 / E408 Full Dummy \$474.00
- Refer to spec page B3

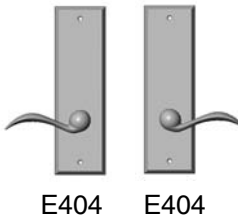
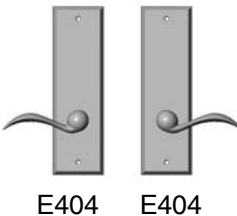
B



B 2 1/2" x 13" Rectangular Escutcheon

- E436 / E436 Passage Spring Latch . . . \$578.00
 - E436 / E436 Passage Mortise Lock . . . \$718.00
 - E436 Single Dummy \$249.00
 - E436 / E436 Full Dummy \$498.00
- Refer to spec page B4

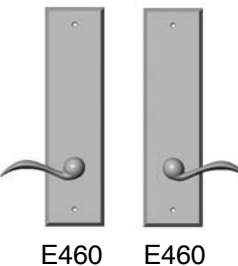
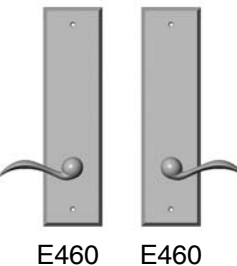
C



C 3" x 10" Rectangular Escutcheon

- E404 / E404 Passage Spring Latch . . . \$555.00
 - E404 / E404 Passage Mortise Lock . . . \$695.00
 - E404 Single Dummy \$237.00
 - E404 / E404 Full Dummy \$474.00
- Refer to spec page B4




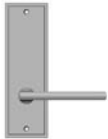






D























D 3 1/2" x 13" Rectangular Escutcheon

- E460 / E460 Passage Spring Latch . . . \$622.00
 - E460 / E460 Passage Mortise Lock . . . \$763.00
 - E460 Single Dummy \$271.00
 - E460 / E460 Full Dummy \$542.00
- Refer to spec page B4





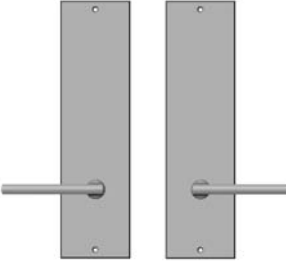
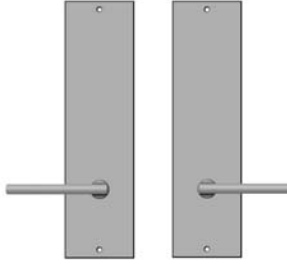
- All finishes are priced the same.
- Price includes your choice of handle except for the Crystal Knobs (K150 or K155), where an upcharge applies. Call RMH for pricing.
- Combinations are shown with L135 Olympus Lever for illustration purposes only. Refer to Section A for desired handle.
- Refer to Section U for door preparatory specifications. Call RMH to verify compatibility of each escutcheon with pre-existing door conditions.
- Specify metal, patina, handing, backset, door thickness, and lock type.

	ACTIVE	DUMMY	ESCUTCHEON OPTIONS
A	 E304	 E304	A 2 1/2" x 4 1/2" Stepped Escutcheon E304 / E304 Passage Spring Latch . . . \$424.00 E304 / E304 Passage Mortise Lock . . . \$565.00 E304 Single Dummy \$172.00 E304 / E304 Full Dummy \$344.00 Refer to spec page B15
B	 E308	 E308	B 2 1/2" x 8" Stepped Escutcheon E308 / E308 Passage Spring Latch . . . \$491.00 E308 / E308 Passage Mortise Lock . . . \$632.00 E308 Single Dummy \$205.00 E308 / E308 Full Dummy \$410.00 Refer to spec page B15
C	 E312	 E312	C 2 1/2" x 11" Stepped Escutcheon E312 / E312 Passage Spring Latch . . . \$555.00 E312 / E312 Passage Mortise Lock . . . \$695.00 E312 Single Dummy \$237.00 E312 / E312 Full Dummy \$474.00 Refer to spec page B15
D	 E356	 E356	D 2 1/2" x 13" Stepped Escutcheon E356 / E356 Passage Spring Latch . . . \$578.00 E356 / E356 Passage Mortise Lock . . . \$718.00 E356 Single Dummy \$249.00 E356 / E356 Full Dummy \$498.00 Refer to spec page B16
E	 E360	 E360	E 3 1/2" x 13" Stepped Escutcheon E360 / E360 Passage Spring Latch . . . \$622.00 E360/E360 Passage Mortise Lock . . . \$763.00 E360 Single Dummy \$271.00 E360 / E360 Full Dummy \$542.00 Refer to spec page B16









- All finishes are priced the same.
- Price includes your choice of handle except for the Crystal Knobs (K150 or K155), where an upcharge applies. (Knobs not recommended for use with E201, E202, E204, and E205 escutcheons.) Call RMH for pricing.
- Combinations are shown with L135 Olympus Lever for illustration purposes only. Refer to Section A for desired handle.
- Refer to Section U for door preparatory specifications. Call RMH to verify compatibility of each escutcheon with pre-existing door conditions.
- These escutcheons (E201, E202, E204, and E205) are not compatible with a 2 1/8" face bore.
- Specify metal, patina, handing, backset, door thickness, and lock type.

	ACTIVE	DUMMY	ESCUTCHEON OPTIONS
A	  E201 E201	  E201 E201	A 2 1/4" Round Metro Escutcheon E201 / E201 Passage Spring Latch . . . \$410.00 E201 / E201 Passage Mortise Lock . . . \$550.00 E201 Single Dummy \$165.00 E201 / E201 Full Dummy \$330.00 Refer to spec page B23
B	  E202 E202	  E202 E202	B 3 1/2" Round Metro Escutcheon E202 / E202 Passage Spring Latch . . . \$452.00 E202 / E202 Passage Mortise Lock . . . \$592.00 E202 Single Dummy \$186.00 E202 / E202 Full Dummy \$372.00 Refer to spec page B23
C	  E204 E204	  E204 E204	C 2 1/4" x 2 1/4" Square Metro Escutcheon E204 / E204 Passage Spring Latch . . . \$413.00 E204 / E204 Passage Mortise Lock . . . \$553.00 E204 Single Dummy \$166.00 E204 / E204 Full Dummy \$332.00 Refer to spec page B23
D	  E205 E205	  E205 E205	D 2 1/4" x 3 1/4" Metro Escutcheon E205 / E205 Passage Spring Latch . . . \$424.00 E205 / E205 Passage Mortise Lock . . . \$565.00 E205 Single Dummy \$172.00 E205 / E205 Full Dummy \$344.00 Refer to spec page B23
E	  E236 E236	  E236 E236	E 2 1/2" x 4 1/2" Metro Escutcheon E236 / E236 Passage Spring Latch . . . \$424.00 E236 / E236 Passage Mortise Lock . . . \$565.00 E236 Single Dummy \$172.00 E236 / E236 Full Dummy \$344.00 Refer to spec page B23










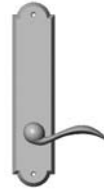

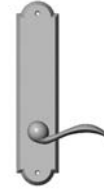





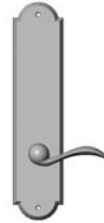

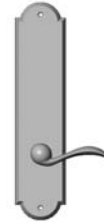
- All finishes are priced the same.
- Price includes your choice of handle except for the Crystal Knobs (K150 or K155), where an upcharge applies. Call RMH for pricing.
- Combinations are shown with L135 Olympus Lever for illustration purposes only. Refer to Section A for desired handle.
- Refer to Section U for door preparatory specifications. Call RMH to verify compatibility of each escutcheon with pre-existing door conditions.
- This escutcheon (E206) is not compatible with a 2 1/8" face bore.
- Specify metal, patina, handing, backset, door thickness, and lock type.

	ACTIVE	DUMMY	ESCUTCHEON OPTIONS
A	 <p>E206 E206</p>	 <p>E206 E206</p>	<p>A 2 1/4" x 10" Metro Escutcheon</p> <p>E206 / E206 Passage Spring Latch . . . \$555.00</p> <p>E206 / E206 Passage Mortise Lock . . . \$695.00</p> <p>E206 Single Dummy \$237.00</p> <p>E206 / E206 Full Dummy \$474.00</p> <p>Refer to spec page B24</p>
B	 <p>E256 E256</p>	 <p>E256 E256</p>	<p>B 2 1/2" x 13" Metro Escutcheon</p> <p>E256 / E256 Passage Spring Latch . . . \$578.00</p> <p>E256 / E256 Passage Mortise Lock . . . \$718.00</p> <p>E256 Single Dummy \$249.00</p> <p>E256 / E256 Full Dummy \$498.00</p> <p>Refer to spec page B25</p>
C	 <p>E264 E264</p>	 <p>E264 E264</p>	<p>C 3 1/2" x 13" Metro Escutcheon</p> <p>E264 / E264 Passage Spring Latch . . . \$622.00</p> <p>E264 / E264 Passage Mortise Lock . . . \$763.00</p> <p>E264 Single Dummy \$271.00</p> <p>E264 / E264 Full Dummy \$542.00</p> <p>Refer to spec page B25</p>





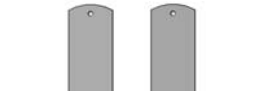
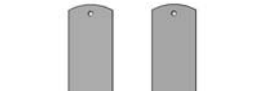
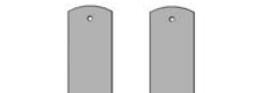
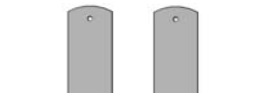
- All finishes are priced the same.
- Price includes your choice of handle except for the Crystal Knobs (K150 or K155), where an upcharge applies. (Knobs not recommended for use with E417 and E418 escutcheons.) Call RMH for pricing.
- Combinations are shown with L105 Beaver Tail Lever for illustration purposes only. Refer to Section A for desired handle.
- Refer to Section U for door preparatory specifications. Call RMH to verify compatibility of each escutcheon with pre-existing door conditions.
- These escutcheons (E417 and E418) are not compatible with a 2 1/8" face bore.
- Specify metal, patina, handing, backset, door thickness, and lock type.

	ACTIVE	DUMMY	ESCUTCHEON OPTIONS
A	 E417	 E417	A 2 1/2" Round Escutcheon E417 / E417 Passage Spring Latch . . . \$410.00 E417 / E417 Passage Mortise Lock . . . \$550.00 E417 Single Dummy \$165.00 E417 / E417 Full Dummy \$330.00 Refer to spec page B34
B	 E418	 E418	B 3 1/4" Round Escutcheon E418 / E418 Passage Spring Latch . . . \$430.00 E418 / E418 Passage Mortise Lock . . . \$570.00 E418 Single Dummy \$175.00 E418 / E418 Full Dummy \$349.00 Refer to spec page B34
C	 E501	 E501	C 2 5/8" x 5 1/4" Oval Escutcheon E501 / E501 Passage Spring Latch . . . \$433.00 E501 / E501 Passage Mortise Lock . . . \$573.00 E501 Single Dummy \$176.00 E501 / E501 Full Dummy \$352.00 Refer to spec page B34
D	 E540	 E540	D 2 1/2" x 10" Oval Escutcheon E540 / E540 Passage Spring Latch . . . \$555.00 E540 / E540 Passage Mortise Lock . . . \$695.00 E540 Single Dummy \$237.00 E540 / E540 Full Dummy \$474.00 Refer to spec page B34

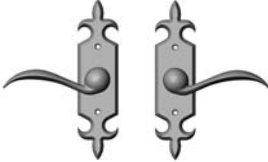
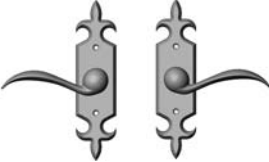
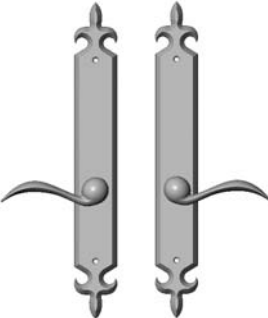
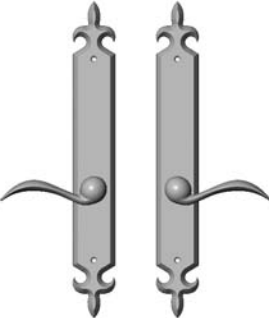
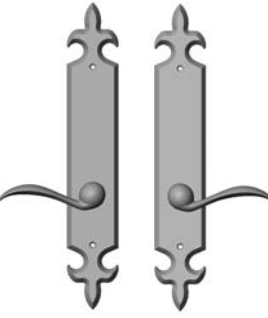
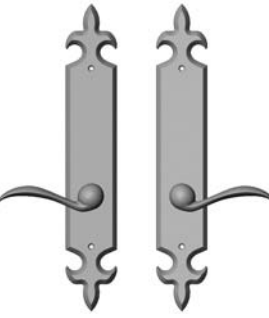

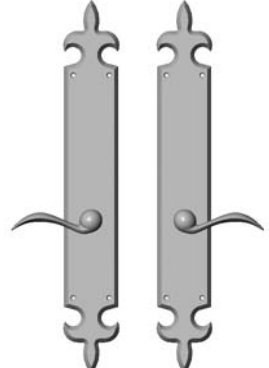
- All finishes are priced the same.
- Price includes your choice of handle except for the Crystal Knobs (K150 or K155), where an upcharge applies. Call RMH for pricing.
- Combinations are shown with L105 Beaver Tail Lever for illustration purposes only. Refer to Section A for desired handle.
- Refer to Section U for door preparatory specifications. Call RMH to verify compatibility of each escutcheon with pre-existing door conditions.
- Specify metal, patina, handing, backset, door thickness, and lock type.

	ACTIVE	DUMMY	ESCUTCHEON OPTIONS
A	  E701 E701	  E701 E701	A 2 1/2" x 5 1/2" Arched Escutcheon E701 / E701 Passage Spring Latch . . . \$474.00 E701 / E701 Passage Mortise Lock . . . \$614.00 E701 Single Dummy \$197.00 E701 / E701 Full Dummy \$394.00 Refer to spec page B35
B	  E702 E702	  E702 E702	B 2 1/2" x 9" Arched Escutcheon E702 / E702 Passage Spring Latch . . . \$555.00 E702 / E702 Passage Mortise Lock . . . \$695.00 E702 Single Dummy \$237.00 E702 / E702 Full Dummy \$474.00 Refer to spec page B35
C	  E704 E704	  E704 E704	C 2 1/2" x 11" Arched Escutcheon E704 / E704 Passage Spring Latch . . . \$555.00 E704 / E704 Passage Mortise Lock . . . \$695.00 E704 Single Dummy \$237.00 E704 / E704 Full Dummy \$474.00 Refer to spec page B35
D	  E736 E736	  E736 E736	D 2 1/2" x 13" Arched Escutcheon E736 / E736 Passage Spring Latch . . . \$578.00 E736 / E736 Passage Mortise Lock . . . \$718.00 E736 Single Dummy \$249.00 E736 / E736 Full Dummy \$498.00 Refer to spec page B36
E	  E706 E706	  E706 E706	E 3" x 13" Arched Escutcheon E706 / E706 Passage Spring Latch . . . \$622.00 E706 / E706 Passage Mortise Lock . . . \$763.00 E706 Single Dummy \$271.00 E706 / E706 Full Dummy \$542.00 Refer to spec page B36





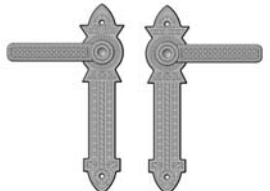
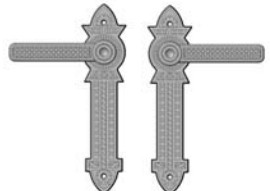
- All finishes are priced the same.
- Price includes your choice of handle except for the Crystal Knobs (K150 or K155), where an upcharge applies. Call RMH for pricing.
- Combinations are shown with L135 Olympus Lever for illustration purposes only. Refer to Section A for desired handle.
- Refer to Section U for door preparatory specifications. Call RMH to verify compatibility of each escutcheon with pre-existing door conditions.
- Specify metal, patina, handing, backset, door thickness, and lock type.

	ACTIVE	DUMMY	ESCUTCHEON OPTIONS
A	 E504 E504	 E504 E504	A 2 1/2" x 4 1/2" Curved Escutcheon E504 / E504 Passage Spring Latch . . . \$424.00 E504 / E504 Passage Mortise Lock . . . \$565.00 E504 Single Dummy \$172.00 E504 / E504 Full Dummy \$344.00 Refer to spec page B47
B	 E508 E508	 E508 E508	B 2 1/2" x 8" Curved Escutcheon E508 / E508 Passage Spring Latch . . . \$491.00 E508 / E508 Passage Mortise Lock . . . \$632.00 E508 Single Dummy \$205.00 E508 / E508 Full Dummy \$410.00 Refer to spec page B47
C	 E512 E512	 E512 E512	C 2 1/2" x 11" Curved Escutcheon E512 / E512 Passage Spring Latch . . . \$555.00 E512 / E512 Passage Mortise Lock . . . \$695.00 E512 Single Dummy \$237.00 E512 / E512 Full Dummy \$474.00 Refer to spec page B48
D	 E556 E556	 E556 E556	D 2 1/2" x 13" Curved Escutcheon E556 / E556 Passage Spring Latch . . . \$578.00 E556 / E556 Passage Mortise Lock . . . \$718.00 E556 Single Dummy \$249.00 E556 / E556 Full Dummy \$498.00 Refer to spec page B48



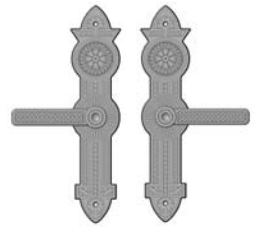
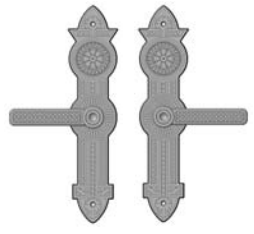
- All finishes are priced the same.
- Price includes your choice of handle except for the Crystal Knobs (K150 or K155), where an upcharge applies. Call RMH for pricing.
- Combinations are shown with L105 Beaver Tail Lever for illustration purposes only. Refer to Section A for desired handle.
- Refer to Section U for door preparatory specifications. Call RMH to verify compatibility of each escutcheon with pre-existing door conditions.
- These escutcheons (E828 and E820) are not compatible with 2 1/8" face bore.
- Specify metal, patina, handing, backset, door thickness, and lock type.

	ACTIVE	DUMMY	ESCUTCHEON OPTIONS
A	 E828 E828	 E828 E828	A 2" x 8" Fleur De Lis Escutcheon E828 / E828 Passage Spring Latch . . . \$491.00 E828 / E828 Passage Mortise Lock . . . \$632.00 E828 Single Dummy \$205.00 E828 / E828 Full Dummy \$410.00 Refer to spec page B55
B	 E820 E820	 E820 E820	B 2" x 15" Fleur De Lis Escutcheon E820 / E820 Passage Spring Latch . . . \$555.00 E820 / E820 Passage Mortise Lock . . . \$695.00 E820 Single Dummy \$237.00 E820 / E820 Full Dummy \$474.00 Refer to spec page B55
C	 E841 E841	 E841 E841	C 2 1/2" x 15" Fleur De Lis Escutcheon E841 / E841 Passage Spring Latch . . . \$578.00 E841 / E841 Passage Mortise Lock . . . \$718.00 E841 Single Dummy \$249.00 E841 / E841 Full Dummy \$498.00 Refer to spec page B56
D	 E832 E832	 E832 E832	D 3" x 21" Fleur De Lis Escutcheon E832 / E832 Passage Spring Latch . . . \$759.00 E832 / E832 Passage Mortise Lock . . . \$893.00 E832 Single Dummy \$340.00 E832 / E832 Full Dummy \$680.00 Refer to spec page B56









- All finishes are priced the same.
- Price includes your choice of handle except for the Crystal Knobs (K150 or K155), where an upcharge applies. (Knobs not recommended for use with E10820 escutcheon.) Call RMH for pricing.
- Combinations are shown with L10801 Briggs Lever for illustration purposes only. Refer to Section A for desired handle.
- Refer to Section U for door preparatory specifications. Call RMH to verify compatibility of each escutcheon with pre-existing door conditions.
- This escutcheon (E10820) is not compatible with a 2 1/8" face bore.
- Specify metal, patina, handing, backset, door thickness, and lock type.

ACTIVE	DUMMY	ESCUTCHEON OPTIONS
<p>A</p>  <p>E10820 E10820</p>	<p>DUMMY</p>  <p>E10820 E10820</p>	<p>A 2 1/2" Round Briggs Escutcheon</p> <p>E10820 / E10820 Passage Spring Latch . . . \$ 410.00 E10820 / E10820 Passage Mortise Lock . . . \$ 550.00 E10820 Single Dummy \$ 165.00 E10820 / E10820 Full Dummy \$ 330.00 Refer to spec page B60</p>
<p>B</p>  <p>E10800 E10800</p>	<p>DUMMY</p>  <p>E10800 E10800</p>	<p>B 2 3/8" x 7" Briggs Escutcheon</p> <p>E10800 / E10800 Passage Spring Latch . . . \$ 496.00 E10800 / E10800 Passage Mortise Lock . . . \$ 637.00 E10800 Single Dummy \$ 208.00 E10800 / E10800 Full Dummy \$ 416.00 Refer to spec page B60</p>
<p>C</p>  <p>E10810 E10810</p>	<p>DUMMY</p>  <p>E10810 E10810</p>	<p>C 2 3/8" x 10" Briggs Escutcheon</p> <p>E10810 / E10810 Passage Spring Latch . . . \$ 555.00 E10810 / E10810 Passage Mortise Lock . . . \$ 695.00 E10810 Single Dummy \$ 237.00 E10810 / E10810 Full Dummy \$ 474.00 Refer to spec page B61</p>









- All finishes are priced the same.
- Price includes your choice of handle except for the Crystal Knobs (K150 or K155), where an upcharge applies. Call RMH for pricing.
- Combinations are shown with L10801 Briggs Lever for illustration purposes only. Refer to Section A for desired handle.
- Refer to Section U for door preparatory specifications. Call RMH to verify compatibility of each escutcheon with pre-existing door conditions.
- This escutcheon (E10871) is not compatible with a 2 1/8" face bore.
- Specify metal, patina, handing, backset, door thickness, and lock type.

	ACTIVE	DUMMY	ESCUTCHEON OPTIONS
A	 E10871	 E10871	A 2" x 15" Briggs Escutcheon E10871 / E10871 Passage Spring Latch . . . \$ 555.00 E10871 / E10871 Passage Mortise Lock . . . \$ 695.00 E10871 Single Dummy \$ 237.00 E10871 / E10871 Full Dummy \$ 474.00 Refer to spec page B63
B	 E10831	 E10831	B 3" x 13" Briggs Escutcheon E10831 / E10831 Passage Spring Latch . . . \$ 622.00 E10831 / E10831 Passage Mortise Lock . . . \$ 763.00 E10831 Single Dummy \$ 271.00 E10831 / E10831 Full Dummy \$ 542.00 Refer to spec page B61







- All finishes are priced the same.
- Price includes your choice of handle except for the Crystal Knobs (K150 or K155), where an upcharge applies. (Knobs not recommended for use with E589 escutcheon.) Call RMH for pricing.
- Combinations are shown with L580 Maddox Lever for illustration purposes only. Refer to Section A for desired handle.
- Refer to Section U for door preparatory specifications. Call RMH to verify compatibility of each escutcheon with pre-existing door conditions.
- This escutcheon (E589) is not compatible with 2 1/8" face bore.
- Specify metal, patina, handing, backset, door thickness, and lock type.

	ACTIVE	DUMMY	ESCUTCHEON OPTIONS
A	 E589 E589	 E589 E589	A 3 1/8" Round Maddox Escutcheon E589 / E589 Passage Spring Latch . . . \$598.00 E589 / E589 Passage Mortise Lock . . . \$739.00 E589 Single Dummy \$259.00 E589 / E589 Full Dummy \$518.00 Refer to spec page B65
B	 E588 E588	 E588 E588	B 2 3/8" x 7 1/2" Maddox Escutcheon E588 / E588 Passage Spring Latch . . . \$696.00 E588 / E588 Passage Mortise Lock . . . \$836.00 E588 Single Dummy \$308.00 E588 / E588 Full Dummy \$616.00 Refer to spec page B65
C	 E585 E585	 E585 E585	C 2 1/2" x 10" Maddox Escutcheon E585 / E585 Passage Spring Latch . . . \$735.00 E585 / E585 Passage Mortise Lock . . . \$876.00 E585 Single Dummy \$327.00 E585 / E585 Full Dummy \$654.00 Refer to spec page B65
D	 E584 E584	 E584 E584	D 3" x 12 1/2" Maddox Escutcheon E584 / E584 Passage Spring Latch . . . \$777.00 E584 / E584 Passage Mortise Lock . . . \$918.00 E584 Single Dummy \$348.00 E584 / E584 Full Dummy \$696.00 Refer to spec page B66



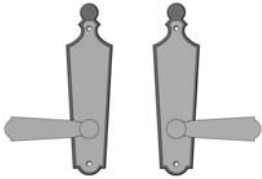
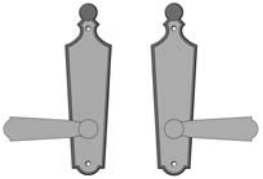
- All finishes are priced the same.
- Price includes your choice of handle except for the Crystal Knobs (K150 or K155), where an upcharge applies. (Knobs not recommended for use with E101 and E103 escutcheons.) Call RMH for pricing.
- Combinations are shown with L135 Olympus Lever for illustration purposes only. Refer to Section A for desired handle.
- Refer to Section U for door preparatory specifications. Call RMH to verify compatibility of each escutcheon with pre-existing door conditions.
- These escutcheons (E101 and E103) are not compatible with 2 1/8" face bore.
- Specify metal, patina, leather or texture, handing, backset, door thickness, and lock type.
- Refer to page C/ for leather and texture options. See website or brochure for details.

	ACTIVE	DUMMY	ESCUTCHEON OPTIONS
A	 E101 E101	 E101 E101	A 3 1/2" Round Designer Escutcheon E101 / E101 Passage Spring Latch . . . \$859.00 E101 / E101 Passage Mortise Lock . . . \$999.00 E101 Single Dummy \$389.00 E101 / E101 Full Dummy \$778.00 Refer to spec page B68
B	 E103 E103	 E103 E103	B 3" x 3" Square Designer Escutcheon E103 / E103 Passage Spring Latch . . . \$859.00 E103 / E103 Passage Mortise Lock . . . \$999.00 E103 Single Dummy \$389.00 E103 / E103 Full Dummy \$778.00 Refer to spec page B68
C	 E110 E110	 E110 E110	C 3" x 8" Designer Escutcheon E110 / E110 Passage Spring Latch . . . \$1024.00 E110 / E110 Passage Mortise Lock . . . \$1127.00 E110 Single Dummy \$485.00 E110 / E110 Full Dummy \$970.00 Refer to spec page B68
D	 E115 E115	 E115 E115	D 3" x 10" Designer Escutcheon E115 / E115 Passage Spring Latch . . . \$1084.00 E115 / E115 Passage Mortise Lock . . . \$1225.00 E115 Single Dummy \$502.00 E115 / E115 Full Dummy \$1004.00 Refer to spec page B68




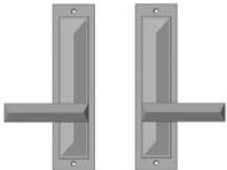
- All finishes are priced the same.
- Price includes your choice of handle except for the Crystal Knobs (K150 or K155), where an upcharge applies. Call RMH for pricing.
- Combinations are shown with L075 Ellis Lever for illustration purposes only. Refer to Section A for desired handle.
- Refer to Section U for door preparatory specifications. Call RMH to verify compatibility of each escutcheon with pre-existing door conditions.
- Specify metal, patina, handing, backset, door thickness, and lock type.

ACTIVE	DUMMY	ESCUTCHEON OPTIONS
<p>A</p>  <p>E005 E005</p>	<p>DUMMY</p>  <p>E005 E005</p>	<p>A 3" x 5" Ellis Escutcheon</p> <p>E005 / E005 Passage Spring Latch . . . \$696.00 E005 / E005 Passage Mortise Lock . . . \$836.00 E005 Single Dummy \$308.00 E005 / E005 Full Dummy \$616.00 Refer to spec page B72</p>
<p>B</p>  <p>E056 E056</p>	<p>DUMMY</p>  <p>E056 E056</p>	<p>B 3" x 11" Ellis Escutcheon</p> <p>E056 / E056 Passage Spring Latch . . . \$735.00 E056 / E056 Passage Mortise Lock . . . \$876.00 E056 Single Dummy \$327.00 E056 / E056 Full Dummy \$654.00 Refer to spec page B72</p>
<p>C</p>  <p>E060 E060</p>	<p>DUMMY</p>  <p>E060 E060</p>	<p>C 3" x 13" Ellis Escutcheon</p> <p>E060 / E060 Passage Spring Latch . . . \$777.00 E060 / E060 Passage Mortise Lock . . . \$918.00 E060 Single Dummy \$348.00 E060 / E060 Full Dummy \$696.00 Refer to spec page B73</p>

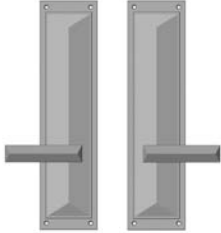
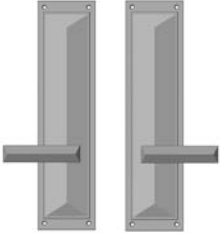
- All finishes are priced the same.
- Price includes your choice of handle except for the Crystal Knobs (K150 or K155), where an upcharge applies. Call RMH for pricing.
- Combinations are shown with L10010 Paris Lever for illustration purposes only. Refer to Section A for desired handle.
- Refer to Section U for door preparatory specifications. Call RMH to verify compatibility of each escutcheon with pre-existing door conditions.
- These escutcheons (E10010 and E10015) are not compatible with a 2 1/8" face bore.
- Specify metal, patina, handing, backset, door thickness, and lock type.

	ACTIVE	DUMMY	ESCUTCHEON OPTIONS
A	 E10010 E10010	 E10010 E10010	A 2 1/2" x 6" Paris Escutcheon <i>Roger Thomas Collection</i> E10010 / E10010 Passage Spring Latch \$ 541.00 E10010 / E10010 Passage Mortise Lock \$ 696.00 E10010 Single Dummy \$ 226.00 E10010 / E10010 Full Dummy \$ 452.00 Refer to spec page B77
B	 E10015 E10015	 E10015 E10015	B 2 1/2" x 9 1/4" Paris Escutcheon <i>Roger Thomas Collection</i> E10015 / E10015 Passage Spring Latch \$ 611.00 E10015 / E10015 Passage Mortise Lock \$ 765.00 E10015 Single Dummy \$ 261.00 E10015 / E10015 Full Dummy \$ 522.00 Refer to spec page B77

- All finishes are priced the same.
- Price includes your choice of handle except for the Crystal Knobs (K150 or K155), where an upcharge applies. Call RMH for pricing.
- Combinations are shown with L21005 Emile Lever for illustration purposes only. Refer to Section A for desired handle.
- Refer to Section U for door preparatory specifications. Call RMH to verify compatibility of each escutcheon with pre-existing door conditions.
- Specify metal, patina, handing, backset, door thickness, and lock type.

	ACTIVE	DUMMY	ESCUTCHEON OPTIONS
A	 E21005 E21005	 E21005 E21005	<p>A 2 1/2" x 4 1/2" Mack Escutcheon</p> <p>E21005 / E21005 Passage Spring Latch . . \$424.00</p> <p>E21005 / E21005 Passage Mortise Lock . \$565.00</p> <p>E21005 Single Dummy \$172.00</p> <p>E21005 / E21005 Full Dummy \$344.00</p> <p>Refer to spec page B78</p>
B	 E21056 E21056	 E21056 E21056	<p>B 2 1/2" x 10" Mack Escutcheon</p> <p>E21056 / E21056 Passage Spring Latch . . \$555.00</p> <p>E21056 / E21056 Passage Mortise Lock . \$695.00</p> <p>E21056 Single Dummy \$237.00</p> <p>E21056 / E21056 Full Dummy \$474.00</p> <p>Refer to spec page B79</p>

- All finishes are priced the same.
- Price includes your choice of handle except for the Crystal Knobs (K150 or K155), where an upcharge applies. Call RMH for pricing.
- Combinations are shown with L21005 Emile Lever for illustration purposes only. Refer to Section A for desired handle.
- Refer to Section U for door preparatory specifications. Call RMH to verify compatibility of each escutcheon with pre-existing door conditions.
- Specify metal, patina, handing, backset, door thickness, and lock type.
- This escutcheon (E21060) requires a backset that is 2 1/2" or greater.

ACTIVE	DUMMY	ESCUTCHEON OPTIONS
<p>A</p>  <p style="text-align: center;">E21060 E21060</p>	 <p style="text-align: center;">E21060 E21060</p>	<p>A 3 3/4" x 15" Mack Escutcheon</p> <p>E21060 / E21060 Passage Spring Latch . \$ 759.00</p> <p>E21060 / E21060 Passage Mortise Lock . \$ 893.00</p> <p>E21060 Single Dummy \$ 340.00</p> <p>E21060 / E21060 Full Dummy \$ 680.00</p> <p>Refer to spec page B79</p>